



**STAMP
STUDY
SOCIETY**

P. O. BOX 2307 • SPARKS, NEVADA 89432

Meets 2nd and 4th Saturday of each month at 10:00 am
in the Sparks Museum, corner of Pyramid and Victorian.



N.S.S.S.

Presents

The Post Boy

June, 1999

President

Tom Morrissey,
P.O.Box 7272,
Reno, NV 89510,
(775) 329-2445

Vice President

George Costello,
1065 Union St.,
Sparks, NV 89434,
(775) 331-7574

Secretary

C. William Brew,
2333 Rodney Circle,
Reno, NV 89509
(775) 786-8071

Treasurer

Jerry Stanfield,
4285 Mira Loma Dr.,
Reno, NV 89502
(775) 825-1350

Directors

Dick Dreiling,
35 Mc Lemore Ct.,
Sparks, NV 89502
(775) 425-0623

Dan Forgues,
4526 Eagle Mountain Dr.,
Sparks, NV 89436
(775) 626-8223

Ed Hartley
1245 Baring Blvd, #306,
Sparks, NV 89434
(775) 626-8513

Jim Ringer
605 E. Huffaker Lane,
Reno, NV 89511
(775) 853-3137

Dr. John Sande
4284 Ross Drive,
Reno, NV 89509
(775) 747-5778

Al Shay,
2930 Outlook Dr.,
Reno, NV 89509
(702) 825-8034

NEVPEX 99 is doing very well. Much better than expected. There are now 16 dealers signed up for this year. Just 5 more and we would be back to our normal number of dealers that usually attend this show. There are 19 frames of exhibits. Any members that would like to make up a single frame of his or her material please do so.

Carol McCabe was nominated to be a life time member and NSSS congratulates her for her support over the years.

Sam Clarke is our newest member. NSSS welcomes him to our active organization.

With the resignation of Dan Forgues, due to his new assignment to the Southern part of the U.S., Dick Dreiling has been selected to be show chairman and bourse chairman for this years NEVPEX. His past experience will be used to make this another great show.

Dick Dreiling provided an excellent program for the last meeting of May. It was a humility quiz and it did just that. Roy Zimmerman was the man of the hour with a final score of 15 correct answers out of 20 questions.

Did you see Channel 8 on Thursday evening, May 27th.? Jim Ringer and Jerry Stanfield were shown with the Juniors at the Anderson School. The Juniors were plowing through a pile of stamps, picking out the ones they desired. Jim and Jerry were explaining the use of the catalog and other aspects to stamp collecting. The announcer explained the program on stamps and how it exposed the students to great sources of information on the world and the many subjects that are shown on the stamps. Nadia and her children were interviewed about collecting stamps and their enjoyment with this hobby. It also provided NEVPEX 99 a very fine plug. It was a great sequence.

"To promote and enhance the hobby of Stamp Collecting"

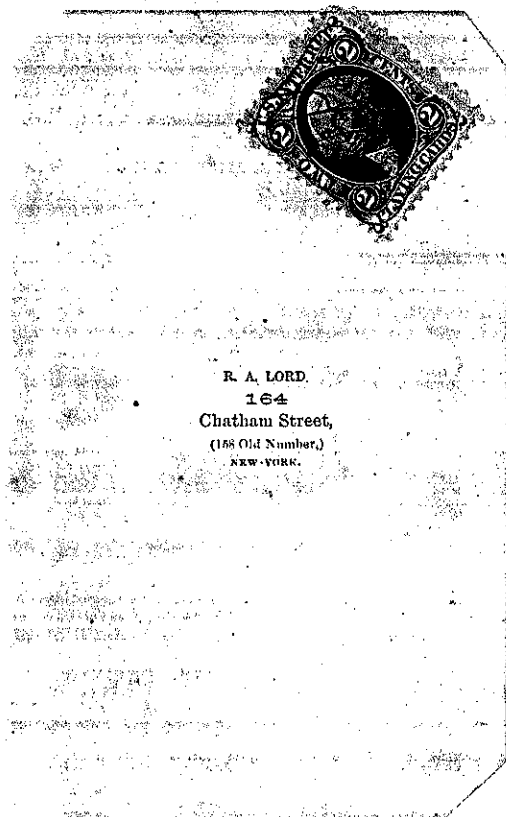
Answers to the May Auction Buck quiz:

1. He was an artist.(As written under his name on the stamp.)
2. He was noted for his paintings of the revolutionary war.
3. The two men pictured in the stamp above are Second Lieutenant Thomas Grosvenor and Peter Salem.
4. Connecticut.
5. The British won the Battle of Bunker Hill.

There was a recent Question to the Stamp Collector concerning collecting plate blocks. The question concerned the cutting of the block of stamps so a portion of the stamps around the block would be included with the block. This, supposedly, would prevent damage to the perforations to the outside stamps of the block. But, in the long run, when it became time to remove that selvage, for whatever reasons, the perforations, still, could be damaged. Many collectors regard that extra selvage unsightly and distracting to the block of stamps. In other words, forget it.

Revenues

What is it? The figures below shows a female posing next to a table. The back side of the photograph or playing card has a 2 cent Playing card revenue stamp attached to it.



The corners of the photograph or playing card has its corners neatly trimmed. The picture is somewhat like a photograph made by the old time photographer, with his head covered by a black cloth and peering into the plate glass surface. This was the made of focusing the camera. the camera is now focused and the inserts the glass negative into its holder. His head comes out of the black cape and he is now ready to take the picture. In his left or right hand is the flash powder holder. At this moment he tells the young lady to stand perfectly still. He squeezes the lens bulb to open the lens and his right thumb presses the igniter. There is a flash of light and a puff of smoke. He now lets go of the lens bulb and the scene is preserved.

The picture is developed and placed on a thin piece of card board or tin. This will be given or sold to someone to place in their scrapbook. Ah,, but, look, on the backside of the photo is a stamp. A revenue stamp for playing cards. This does not look like a playing card. Maybe it is a sample of the backside of all the playing in this pack.

The play card revenue stamp was first issued in 1862 with other revenue stamps. The Internal Revenue issued stamps for Express, Proprietary, Telegraphy, Bank Check, Certificates of Foreign Exchange, Inland Exchange, Bills of Lading, Contracts, Mortgages, Entry of Goods, Insurance, Life Insurance, Conveyance, Playing Cards and Agreements. These stamps brought revenue to the IR department. The stamp also showed the payment had been made for that particular subject. At first, the stamps could only be used for the purpose indicated on the face of the stamp. However, in December of 1862, the stamps, except for the Proprietary, could be used indiscriminately. At that time, there was a tax on photographs and this photograph was known as a "carte de visite." or French for calling card. So, guess what, the playing card revenue stamp was used to pay for the tax on these particular items.

Below is a note from Stamp Collector on a variety of the Hawaii Statehood 1859-1959.


Smoking boat variety

The most important factor in determining a plate variety is finding a confirming copy. Once an identical copy of an item turns up (preferably more), the status of plate variety can be established.

If all known copies bear no marginal markings or are not part of identifiable multiples, it may take some time to determine a stamp's original printing location.

Take, for example, the so-called "smoking boat" variety of the 20c Hawaii Statehood stamp of 1984. The flaw shows up as a light puff of smoke rising from the tip of the boat. To date, the variety has been found on two single copies of the stamp, but it still is not known what position or plate number was involved.

If you have an example of this variety, or if you can confirm its position, please write to: More Than Meets the Eye, Stamp Collector, 700 E. State St. Iola, WI 54990-0001.



Shown above is a used stamp on piece (postmarked May 10, 1984), representing one of two known "smoking boat" plate varieties on the 1984 U.S. 20c Hawaii Statehood issue (Minkus CM1124, Scott 2080). The variety itself is shown blown up at right. Although the plate variety has been confirmed, it is still not known from what plate or position the variety occurs. Reports are welcomed.



Some more information from the Stamp Collector. Interesting article about the World Stamp Expo '89 souvenir sheet. Might be worth acquiring.

WSE 89 souvenir sheet

Ten years ago, when the illustrated \$3.60 face value souvenir sheet was released during World Stamp Expo 89 in Washington, D.C. (Nov. 17, 1989), few collectors thought it would become a premium item in a short period of time.

The sheet itself, Minkus CM1361 (Scott 2433), features four imperforate reproductions of the 90¢ 1869 stamp design. The upper-left example matches the issued stamp, while the other three are considered trial color proofs.

They were actually taken from reproductions created for the International Cotton Exposition held in Atlanta, Ga. in 1881.

The stamps were valid for postage either as individual 90¢ stamps or as a single unit of \$3.60.

Because of the relative high value of the souvenir sheet and reluctance at the time to stock large numbers of recent U.S. stamps, a much smaller number was saved than most collectors assumed.



The \$3.60 World Stamp Expo 89 souvenir sheet continues to gain in value steadily, a decade after its release.

As a result, as soon as the stamps were withdrawn from public sale, they began to climb in value. Dealers were paying more than face value within a few months.

Now, a scant 10 years after the souvenir sheet was issued, it retails in the \$12-\$18 range and is a standard buy item. If you do not yet have this item, you may well wish to obtain it soon, before prices go even higher.

This is the Auction Bucks Cover. Each correct answer receives 20 auction bucks.



SECRETARY SEWARD AND
BARON EVKHARD DE STOECKL OF RUSSIA
CONFERRING OVER THE SIGNING OF THE TREATY

WILLIAM H. SEWARD

100TH ANNIVERSARY
PURCHASE OF ALASKA
1867-1967



FIRST DAY OF ISSUE

1. What state is being honored by this stamp?
2. From whom did the United States purchase this state?
3. What position did William H. Seward hold with the United States?
4. What "nick name" did his opponets call the purchase?
5. What is the size of this state and how does that compare with the other 49 states?

The program for the June 26th meeting will be provided by Cindy Scott. Refreshments will be provided by the club for the June 12th meeting. Refreshments for June 26th is unknown at this time.

If you desire to put an ad for some items you desire to sell to the other members please submit it to me prior to the week end before the first meeting of the month. This will reach a lot of members that do not attend our meetings, at which there is the Mini-auction and the consignments. This will assure getting your items to the most members.

U.S. Air Mail began in 1918. There were many short hops between the cities of the East coast. The pilots were a brave lot as they faced poor landing fields, bad weather and not too reliable equipment. It was an adventure for them and these men meet the challange of the day. Eventually a coast to coast route was developed in 1926. Reno was one of the stops on this cross continental route. The following cover was issued on May 15, 1968 commemorating the 50th anniversary of Air Mail.


Many first day covers are issued honoring many people and their accomplishments. At times the accomplishments are honored on the stamps and not the individual. Collecting covers provides more information about the subject on the stamp than the stamp itself provides to the collector. Also, the cachet and its maker. Some cachet makers are more desirable than others and this is another branch of collecting.

The cover on the next page was made by Art Craft. Art Craft provides FDC's for all the stamps issued by the Post Office since the 1939 World's Fair stamp. They do make nice looking covers.

Answers to Auction Buck Quiz:

1. _____
2. _____
3. _____
4. _____
5. _____

This covers cachet shows the first official air mail flight to go from Washington, D. C. to New York City, via Philadelphia.



John W. Schubert, M.D.
224 W. Main St., Box 39
Lewistown, Mont.

Nominations for 1999-2002 officers:

President _____

Treasurer _____

Board Member _____

Board Member _____

Please turn you nominations to Tom Morrissey

on or before the first meeting in July.