



**STAMP
STUDY
SOCIETY**

P. O. BOX 2907 • SPARKS, NEVADA 89432

N.S.S.S. meets on the 2nd and 4th Sat. of each month at 10:00 a.m.
in the Spark Railroad Museum, at Pyramid and Victorian Ave.



N.S.S.S.

POST BOY

President:

Dick Dreiling,
35 Mc Lemore Ct.,
Sparks, NV 89436
(775)425-0623

Vice President

Jim Ringer,
605 E. Huffaker Ln.,
Reno, NV 89511
(775)853-3137

Secretary/Editor

Bill Brew,
2333 Rodney Circle
Reno, NV 89509
(775)786-8071

Treasurer

Michael McAuliffe,
4820 Pinespring Dr.,
Reno, NV 89509
(775)826-1848

Directors:

Nadiah Beckum,
2560 Howard Dr.,
Sparks, NV 89434
(775)355-1461

Stan Cronwall,
10000 Blue Spuce Dr.,
Reno, NV 89511
(775)849-7850

Frank Fey,
2601 Monterey Circle,
Reno, NV 89509
(775) 826-1476

James S. Goodwin,
50 E. Quail St.,
Sparks, NV 89431
(775) 358-7781

Ed Hartley,
1285 Baring Blvd.,
PMB #306
Sparks, NV 89434
(775) 626-8513

Al Shay,
2930 Outlook Dr.,
Reno, NV 89509
(775) 825-8034

Brandon Wimbley, (Jr.Rep),
3965 Pargue Verde,
Reno, NV 89502

December, 3001

N.S.S.S.

wishes you

A

*Healthy, Wealthy,
and Wise
Philatelic New Year*

This will be my last issue of the Post Boy as Editor. Having held this position, off and on, since 1984, I think it is time for someone with fresh ideas to take over this work. It has been fun and thoroughly enjoyable. I will help with the writing of articles from time to time.

N.S.S.S. had its annual holiday dinner and gift giving. More than 48 people showed up for this wonderful occasion. The food was great and the fun of distributing the gifts was the highlight of the evening. There was a lot of chit-chat, philatelic and just yaking. It was great get-to-gather for the members and their spouses and families.

The Greater Sierra Stamp and Coin Show has taken a slight deviation. It seems the Coin Club wants to increase their dealer tables to 30 instead of 15 as agreed and the stamp dealers would have 10 dealers as agreed. If the Coin Club wants to continue with this change, it may be better to have a Stamp Show as we held last year. Only there would be more dealers. Further information will be forthcoming in January from our president **Dick Dreiling**.

Al Shay announced the Sports West company wants to have a junior stamp program for the children of its employees. **Brandon Wimbley** will be in charge of this new program. As it advances he will need supplies and stamps for the juniors. He will need used catalogs, stamps, albums and assessories. Contact **Brandon** at he meetings for more information.

The results of the program survey will be listed at the end of this newsletter. There were only 19 returned completed surveys. If those members that have not returned their survey, please do so during the month of December, so the program

director and board members can set up a nice program for 2002.

The results of the program opinion survey are as follows:

	Y.	N.
No. 1. one prog per mo.	14	1
2. two prog per mo.	5	10
Type:		
3. Slide	12	0
4. VCR	11	0
5. member presen.	14	0
6. non-memb	9	1
7. non-philatelic	2	5
8. Bid board	10	0
9. One bus.per mo.	14	2
10. short bus ea mtg	11	2
11. Adj no.of pages	6	15
12. Chg auc bucks	4	17

There were 21 responses. As you may notice all questions were not ans.

Chg & Prog. suggestions:

Consignment items chg to 8

Auctions bucks for presentations.

Auction bucks for displays.

How to make album layouts.

How paper was made and handled.

How to prepare exhibits.

Program on new books, catalogs and philatelic items.

Picnics and philatelic news.

Updates from Rick of the

U.S.P.O.

World Peace.

This issue was slow in getting out to the members because:

The Editor fell off a ladder.

Ended up in the Emer. at county hospital.

Has been flat on his back until now.

Also, fought constipation, which kept up on the john half the time. All is well now.

The Post Boy

The Twelve Days of Christmas have some hidden meanings. The set of stamps issued by Guensey as shown below with the hidden meanings following.

The "true love" mentioned in the song doesn't refer to an earthly suitor, it refers to God Himself. The "me" who receives the present refers to every baptized person.



The partridge in a pear tree is Jesus Christ, the Son of God. In the song, Christ is symbolically presented as a mother partridge which feigns injury to decoy predators from her helpless nestlings, much in memory of the expression of Christ's sadness over the fate of Jerusalem: " Jerusalem! Jerusalem! How often would I have sheltered thee under my wings, as a hen does her chicks, but thou wouldst not have it so..." The other symbols are said to mean the following.



The 2nd Day-2 Turtle doves: The Old and New Testaments.




The 3rd Day-3 French Hens: Faith, Hope and Charity.



Gospels and/or the Four Evangelists.



The 5th Day-5 Golden Rings: The first Five books of the Old Testament, which gives the history of man's fall from grace.



The 6th Day-6 Geese A-laying: the six days of creation.




The 7th Day-7 Swans
A-swimming: the seven gifts of the Holy Spirit, the seven sacraments.




The 8th Day-8 Maids A-milking:
the seven beatitudes.



The 9th Day-9 Drummers
Drumming: the nine Fruits of the Holy Spirit.



The 10th Day-10 Pipers piping"
the ten commandments.



The 11th Day-11 Ladies Dancing:
the eleven faithful apostles.



The 12th Day-12 Lords
A-Leaping: the twelve points of doctrine in the Apostle' Creed.

This interpretation of these 12 portraits of the 12 Days of Christmas is flexible and generally can be adapted by any Religious belief.

However, as history tells us, it reflects the view of the Catholic Church located in England. English Catholics was an underground church and the "Twelve Days of Christmas" was written to help the youth learn their faith, in an hidden way, by song.

I do not know the author of this article or where the information about this set of stamps was originated. It does show an interesting historical side of the subjects portrayed on the stamps. It provided me with information which I did not know about. Hope it did the same for you.

Here are a couple of cookie recipes Elna would like to submit for your pleasure.

Chocolate Chip Crunch Cookies

preheat oven to 375 de. rack in middle position.

*1 cup butter (2 sticks melted)
1 cup white sugar
1 cup brown sugar
2 teaspoons baking soda
1 teaspoon salt
2 teaspoons vanilla
2 beaten eggs(may use fork)
2 1/2 cups flour(not sifted)
2 cups crushed corn flakes (just crush them with your hands)
1-2 cups chocolate chips*

Melt butter, add the sugars and stir. Add soda, salt, vanilla, and beaten eggs. Mix well. Then add flour and stir in. Add crushed corn flakes and chocolate chips and mix it all thoroughly.

Form dough into walnut-size balls with your fingers and place on a greased cookie sheet. 12 to a standard sheet. Press them down with a floured or greased fork in a crisscross pattern (the same method as peanut butter cookies.)

Bake at 375 degrees for 10 minutes. Cool on cookie sheet for 2 minutes, then remove to a wire rack until they're completely cool. (the rack is important-- it makes them crisp)

Black and Whites

Do not preheat oven yet--dough must chill before baking.

2 cups chocolate chips.
1/4 cup butter(1 1/2 sticks)
2 cups brown sugar(or white sugar with a scant 2 tablespoons molasses mixed in)
4 eggs
2 teaspoons vanilla
2 teaspoons baking soda
1 teaspoon salt
2 cups flour (not sifted)
approx. 1/2 confextioners' sugar(powdered sugar) in a small bowl.
Melt chocolate chips with butter (microwave on high power for 2 minutes, then stir until smooth.

Mix in sugar and let cool. Add eggs, one at a time, mixing well after each addition. Mix in vanilla, baking powder and salt. Add flour and mix well.

Chill dough for at lease 4 hours (overnight is even better)

When you're ready to bake, preheat oven to 350 degrees, rack in middle position.

Roll walnut-sized dough balls with your hands(messy-wear plastic gloves if you wish) Drop the dough balls into a bowl with the powdered sugar and roll them around until they're coated. (if the dough gets too warm, stick it back in the refrigerator until you can handle it again.)

Place the balls on a greased cookie sheet, 12 to a standard sheet.(they will flatten when they bake.) Bake at 350 degrees for 12-14 minutes. Let them cool on the cookie sheet for 2 minutes and then remove to wire rack to finish cooling.