


Post Boy



October 2017
Volume 50, Issue 10

MEETINGS 2ND & 4TH SATURDAY OF EACH MONTH AT 10:00 A.M. (9 A.M. FOR GOSSIP & TRADING)
[SILVERADA ESTATES CLUBHOUSE](#) LOCATED AT 2301 ODDIE BLVD., RENO

Officers:

President - Harvey Edwards
president@renostamp.org

Vice President - Gary Atkinson
vp@renostamp.org

Secretary - Howard Grenzebach
secretary@renostamp.org

Treasurer - Mike Potter
treasurer@renostamp.org

Directors:

George Ray

Paul Glass
membership@renostamp.org

Nadiah Beekun
nadiah@renostamp.org

Dave Gehringer
dave@renostamp.org

Howard Kadohiro
director@renostamp.org

Post Boy Editor
John Walter
editor@renostamp.org

www.RenoStamp.org

PO Box 2907,
Sparks, NV 89432

Announcements

Meeting Oct. 14 - This is an Auction Day where members can have up to 5 items in the live auction. As usual, there will be announcements and a raffle before the auction.



Meeting Oct. 28 - This is a Consignment Day meeting where members can put up to 10 items on the consignment table using the NSSS Auction Sheet with the sell price. After the announcements and raffle, **Howard Kadohiro** will give a presentation to salute Veteran's Day with a discussion on "World War II Convoy Duty."

Veteran recognition on Oct. 28 - We will be recognizing our veteran members at this meeting with a short slideshow immediately after the program. To be included please provide: name; branch; rank/rating; when; and a couple of sentences or short paragraph on what you did or a special memory. Additionally you can send a scan of a service picture or two and of philatelic item(s) that represents some aspect of your military life/accomplishment to diveecho@gmail.com. You can also bring the items to the October 14th meeting for scanning.

Meeting Nov. 11 - Veterans Day - please thank our member veterans and their spouses for their service. Today is the annual **Auction Bucks auction** where members have the opportunity to spend their hard-earned Auction Bucks on donated items from our fellow members. There is no raffle today - only the auction.

Reminder that the stamp club has a social function on Dec. 9 from 1 p.m. to about 3 p.m. It is the annual **Christmas Party** and pot luck with spouses and family members. The club supplies the turkey/ham so an accurate number of attendees is needed. A sign-up sheet will be at the next few meetings.

INSIDE THIS ISSUE

1. Announcements
2. Post Boy Reporter
3. Stamp Collecting Month
4. Printing Your Own Album
Pages-Alternative Methods
6. The Lure of a Dead Country
8. Quiz - ABC Islands
9. But, Want Sell, Trade

Post Boy Reporter

Sept. 9 meeting - There were 24 members in attendance. **Dick Dreiling** provided the refreshments. The raffle was conducted by **Betty Mudge** with 10 donated prizes and the bonus prize won by **Dave Parsons**. The raffle money of \$12.50 was won by **Mike Potter**. Some of the announcements: Volunteers are needed on the Stamp Show Committee; The Auction Bucks auction is on Nov. 11; The Holiday Christmas party is on Dec. 9 from 1 p.m. to 4 p.m.; With the hurricanes and heavy flooding in the country, it's a good time to evaluate measures for protecting or, at least, insuring your valuable collections from total loss. **John Walter** reported on the stamp collecting displays at the Vassar Post Office, South Valleys Library and Zephyr Cove Library for Stamp Collecting Month. (Photos on page 3.)



The live auction had 41 items for bidding. The auctioneers were **Harvey Edwards** and **Gary Atkinson** with help from **George Ray** and **Dick Simmonds**. There was not too much action in the auction as only 12 items sold for a total of \$67.50.

Sept. 23 meeting - There were 20 members in attendance. **Don Garrett** provided the refreshments. The raffle was conducted by **Betty Mudge** with the usual 10 donated prizes. **Harvey Edwards** mentioned the Auction Bucks auction on Nov. 11 and sign-up for the Christmas party on Dec. 9 from 1 to 4 p.m. at the Silverada Estates Clubhouse.

Harvey talked for a few minutes about U.S. Breast Cancer Research semi-postal issue: over 1 billion stamps sold since 1998; raised over \$83.7 million; stamps valid for 1st class postage at rate when purchased; for example, the BCR stamp paid 32¢ (+8¢) rate for first class mail in 1998, and 49¢ (+11¢) in 2014. (Technically, a BCR stamp bought in 1998 should have 17 cents of make-up postage if used today.)



Addendum: The Postal Service announced Oct. 2 that a new semi-postal stamp will be issued in November to raise funds to combat Alzheimer's disease, but no date or location was announced. The Alzheimer's semi-postal will be the first in a series of five stamps to be issued over a 10-year period, with each stamp to be sold for no more than two years. A Post Traumatic Stress Disorder semi-postal stamp will be issued in 2019, according to the Postal Service. The subjects for the next three semi-postals in the series have not yet been determined. Semi-postal stamps currently sell for 60¢, and are valid for first-class letter mail, which requires

a 49¢ payment. The additional funds collected, known as a surtax, are donated to a designated cause.

Dave Parsons gave a presentation on "Printing Your Own Album Pages - Alternative Methods." He also submitted an excellent article (on page 4) on the subject, as he reviewed different options to fit his own needs.



October is National Stamp Collecting Month

The first celebration began in 1981 as a joint venture between the United States Postal Service (USPS) and the Council of Philatelic Organizations (COPOL). The USPS provided a grant to COPOL, which was an organization comprised of representatives from many large philatelic societies in the hobby. Unfortunately, the COPOL lasted only a few years before shutting down due to lack of funding. National Stamp Collecting Month, however, still continues. Thanks to the efforts of **John Walter**, **Stan Cronwall** and **Dave Gehringer**, our stamp club has philatelic displays at the Vassar Post Office, South Valleys Library, and Zephyr Cove Library for the month of October.



Vassar Post Office



Vassar Post Office



South Valleys Library



Zephyr Cove Library

Printing Your Own Album Pages - Alternative Methods

by Dave Parsons

In trying to expand an album inherited from my father, the first option appeared to be finding extended year album pages from the album maker, such as Scott or White Ace. This proved to be tedious as older pages were hard to find and expensive and included pages for stamps not of interest. Of course the pages fit into the older album, if there was still room. But if not.....

This led to looking for alternate means of providing a means for logically storing stamps for one or more countries. One way was to use Vario pages which safely protects the stamps, however, this way feels like having another stock book. So, I tried using a Word Processor program- Word- to develop pages. This approach offered much flexibility and customization but it was very time-consuming as it required re-search about the stamp and development of the right size boxes for each stamp. Admittedly, I like having the little boxes as a guide for mounting stamps and keeping the right spacing. As an another approach the APS website has a link to free U.S. album pages - <https://stamps.org/Free-Album-Pages> - however, this only goes back to 2008 but includes some topicals/state pages. For example, the Nevada pages are very picturesque and informative and could be useful for a post office display- but did not meet my needs for more massive stamp storage.

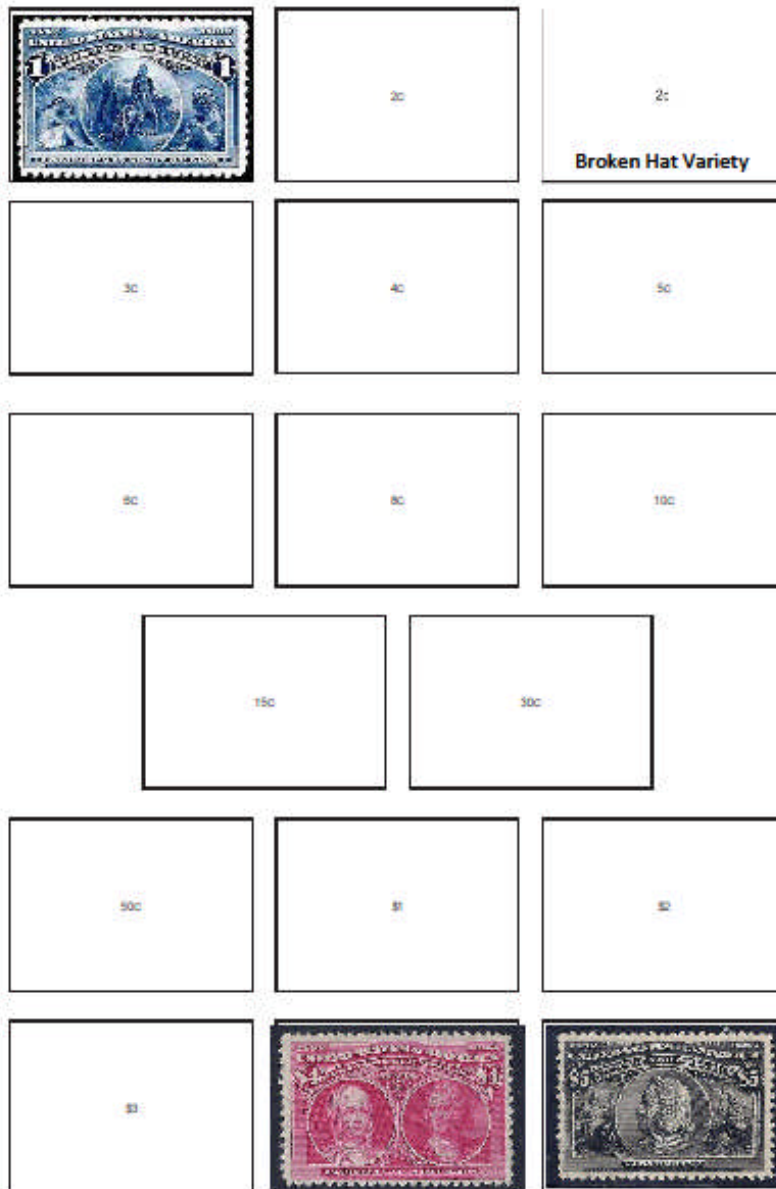
Since I was already using EZ Stamp to inventory my stamp collection, there is an add-on program called AlbumGen for \$65. This program has much customization available and includes the ability to create pages with color stamp images. However, it was found to be time-consuming to create just one page. Next up was AlbumEasy - <http://www.thestampweb.com/> - a free album printing program. This one allows much customization but requires good computer skills and some hard work. Probably good for exhibits but too much work for general collecting. Along the same lines as AlbumEasy we find Stamp Page Creator - <http://stamppagetor.sourceforge.net/> - which produces fine-looking pages with stamp images, but it appears you need stamp images to make the pages. Again too much work for my purposes.

For U.S. stamps, a good website is <https://www.philosateleia.com/album/pages/>. They have pages for all U.S. stamps including popular BOB issues. Easy to use, but I didn't like all the large blank space between rows of stamps. But this may be able to be rectified by using a .pdf editor (see comments later on). An associated website site- <https://www.freestampalbum.com/> - allows for custom pages, but again lots of work.

The last method found and the one I use now is called Steiner Album pages - <http://www.stampalbums.com/>. This website allows the user to download pages for virtually every country, all years and has over 200,000 pages available. It is a subscription service costing \$40/year but allows unlimited downloads - so unless you need current year pages you can download every page for every country of interest thru about 2016 to have at your disposal. The pages are well designed and have appropriately sized boxes for stamps. However, I found that sometimes I didn't wanted everything displayed (like souvenir sheets) or that I wanted more stamps per page. Since the pages are in the form of .pdf files, they can be edited by using Adobe Acrobat (not the free reader version) which is expensive. I found that the .pdf file can be converted to PowerPoint which was included with my Word program by using a pdf to ppt conversion program similar to <https://smallpdf.com/pdf-to-ppt>. This allows boxes to be shifted or removed, changes to fonts, adding text, adding stamp pictures etc. An example of a modified Steiner page is shown below. Please feel free to contact me if you have any questions or suggestions.

The following image is an example for the 1893 Columbian Exposition stamps album page.

Columbian Exposition 1893 #230-245



<http://www.stampalbums.com/>

<https://smallpdf.com/pdf-to-ppt>

Dave Parsons is a member and his collecting interests include U.S. used and BOB, Mint U.S. Commemoratives, Canada, Great Britain, Australia, New Zealand, Switzerland, South Africa and Liberia. He can be reached by email at da.parsons@gmail.com.

The Lure of a "Dead Country"

By Stan Cronwall

In an effort to get some of you off the dead tree stumps you are sitting on, and back into the fray, I want to share why I decided to dive head first into one of what are often described as "Dead Countries".

I've pretty well completed my quest for German stamps from the 1933-1945 era, as well as the stamps relating to the occupied areas under the Third Reich. Those I don't have are priced to severely stress your credit card, so I have moved on. I also have 53 and counting albums of primarily postcards and covers from that area of specialization. Those too are entering the pricing realm of "ridiculous".

Now, where to go. I didn't want to become just another doughnut eater and coffee drinker at our meetings.

Do I go backward from 1933 to the 12 years of the German Weimar Republic and the inflation era, farther back to the Empire of the Kaiser, World War I and the rush to acquire colonies even though they were of dubious value by comparison to the Brits, France and even Spain. Maybe I should go even farther back to the German States before unification and the time of Bismarck.

Or, do I come forward to the occupation of Germany after World War II by the USSR, USA, France and Great Britain. It took some time for each to get their respective postal systems up and running, while continuing to use Third Reich stamps and postal products with overprints and obliterations to make them seem less onerous.



Then came the stamps of Western Germany or the Federal Republic including separate issues for West Berlin and the CTO (hard currency raising) barrage from the Soviet controlled East Germany or Deutsche Democratic Republic/DDR. Then there are always the stamps from the re-united Germany that continue to this day.

Well, about four or five years ago, I opted to start a new venture into the stamps of the Deutsche Democratic Republic/DDR largely because it is one of the "Dead Countries", and also somewhat familiar to me. The country is gone. But, I know what they have issued with both a start and end date.

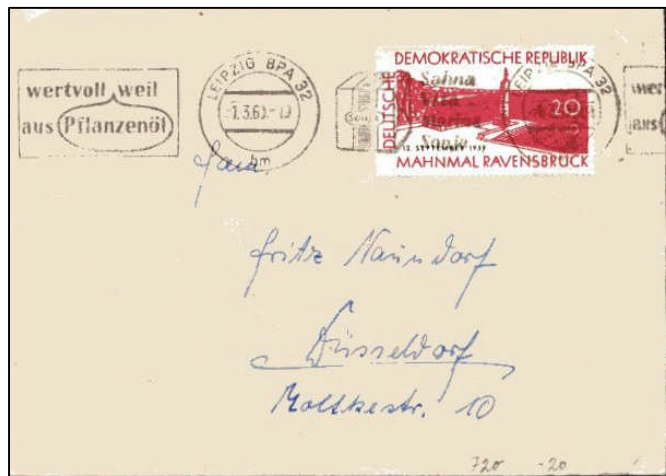
How to begin? A dealer I knew who was going out of business was offering up collections of both Mint and Used DDR.

My strange approach to this new venture was to buy the Used DDR collection. My rationale was that I would buy the Used collection and some albums to house it. I was certain that the collection had a lot of CTO's, so I planned to gradually replace them with real postally used stamps. (That process continues to this day)

Then, because the purchased collection was on loose album pages, I would use the process of transferring the stamps to my new albums as a familiarization exercise. At the same time, I made notes on any that were damaged and created a list of the CTO's to be replaced.

At a SACAPEX Show in Sacramento later that year or the next, a dealer I knew had a One Dollar Booth in addition to his regular booth. The Dollar Booth had hundreds of DDR covers priced at 50 cents each. I recollect that I bought about 90. What a great way to pick-up some "postally used" stamps. Either leave them on the cover, or do a bit of soaking and drying,





Within the last six months, I decided to get into our own Penny Boxes. Somebody has taken the time to separate out the DDR stamps from the rest of Germany. I found several strips of three, pairs and other postally used issues. A total of about 200 DDR stamps fit nicely into my collection.



I'm certain there more than enough "Dead Countries" so that every member of our group who has partially or totally given up on collecting can get back into the "game." Why not give it a shot?

Stan Cronwall is a member and his collecting interests include Germany: Third Reich 1933-45 and the areas it occupied (stamps covers & cards). He also collects U.S. World War II Patriotic Covers and Cards; Civil War Patriotic Covers (both U.S. and CSA); U.S Naval Covers; DDR stamps; and, Post WW II Soviet Zone Hitler Head Obliteration stamps, covers & cards.

Why Do You Need More Stamps?

An honest response to that question might be that you do not really *need* more stamps, but that you simply want more stamps, but once again, why? What is it that drives your pursuit of more and more material for your stamp collection?

Veteran columnist John Hotchner reflects on his own reasons for buying more stamps in a recent [Virtual Stamp Club article](#). Hotchner muses that collecting stamps, and continuing to acquire more stamps, is a way to "slow life down, de-stress, and play in ways reminiscent of childhood."

As he writes, "it is time to gather in one place the six reasons (or excuses, if that is how you look at it) I've advanced for why I keep buying more stamps" and covers.

His thoughts on the matter are interesting, and well worth the read.

October Quiz on The ABC Islands

By Stan Cronwall

Aruba, Bonaire and Curacao are the three western most islands of the Leeward Antilles in the Caribbean Sea located just above Venezuela. All three are part of the Kingdom of the Netherlands. Aruba and Curacao are autonomous, self-governing countries, while Bonaire is a special principality of the Netherlands proper.

Strangely, Bonaire has issued stamps, but to date (through publishing of Scott 2017 Catalogs) none are recognized by the Scott editors.

1. When did Aruba achieved a separate status within the Kingdom of the Netherlands and begin issuing its own stamps? a. January 1, 1948 b. January 1, 1952 c. January 1, 1986
2. Stamps inscribed "CURACOA" were valid in all Netherlands Antilles islands from 1973 to 1949. Bonaire continues to use them until the present time. a. True b. False
3. During World War II, Aruba was attacked by a single German U-boat. A set of four stamps issued in 2002 recorded these attacks and other activities during the war. The attacks were made on ...
a. Military Air Fields b. Port Facilities c. Oil Refineries & tankers
4. In 2013, Curacao released a souvenir booklet consisting of four panes to mark the 150th anniversary of the Emancipation of Slaves in the Kingdom of the Netherlands. The stamp shapes were:
a. Circular b. Triangular c. Squares d. Rectangles e. One of each shape
5. Aruba hosts more than a million visitors a year. When did the country issue its first airmail stamps?
a. None issued to date b. January 1, 1953 c. January 1, 1988
6. In 2002, the Netherlands Antilles issued a miniature sheet featuring maps of the island group. How many of the maps are historic in nature? a. All of them b. Two of them c. None of them
7. The first stamps to bear the name CURACAO had the likeness of King William III and were issued in?
a. 1948 b. 1954 c. 1873
8. Aruba uses semi-postal stamps mainly to raise funds for Child Welfare organizations. What other causes have been aided by the semi-postal issues?
a. Aid for the elderly b. Social & cultural projects c. Aid for handicapped
9. Curacao issued a set of three air post semi-postal stamps in 1943 to benefit prisoners of war. These were not sold to the public in the usual manner. Instead, they were ...
a. Never sold because of the continuing German occupation of the home country b. Destroyed in a suspicious fire – possibly an act of sabotage
c. Sold in sets by subscription only
10. The entity known as Netherlands Antilles was dissolved October 10, 2010. The various islands went their own way. Bonaire, Saba and Saint Eustatius (commonly referred to as "Statia") became special municipalities within the Kingdom of the Netherlands and are now banded together under the name Caribbean Netherlands. This entity has issued stamps shown in the Scott Catalog. Each of the individual islands has issued their own stamps, but thus far none have been recognized by Scott.
The Caribbean Netherlands adapted the U.S. dollar as their monetary unit at the start of 2011. However, the early stamp issues 2-15 are denominated in what currency ...
a. The Euro b. The Gulden c. The Netherlands Antilles Dollar

BONUS: In 2013, Curacao issued a miniature sheet of four stamps commemorating the airship pioneer Ferdinand Graf von Zeppelin. The airships are shown in what colors?

- a. Purple, Red, Green & Yellow b. White, Blue, Tan & Orange c. Light Blue, White, Black & Silver

The October quiz is worth 110 Auction Bucks, including the bonus. Please complete the quiz and give your answers to Betty Mudge at either of the Oct. meetings or email to postboyquiz@renostamp.org

Sept. Quiz Answers: 1. b, 2. c, 3. a, 4. c, 5. a, 6. c, 7. b, 8. a, 9. c, 10. a, b & c Bonus: b

Buy, Want, Sell, Trade


If you would like to have an advertisement in the Post Boy, please email editor@renostamp.org.

Buying : Stamp Collections Worldwide & United States, Large or Small Estate. Postal History , Post Cards , Ephemera, Stock Certificates, Checks, Old Business Ledgers and Billheads, Mining Lumber, Staging & Express, Pony Express, California Gold Rush. Photographs 1840's - 1920's , California & Nevada Oil Paintings, anything Rare from California or Nevada History... Contact member **Mark Baker** 530-417-1117 or Email Mark@goldrushpaper.com.

For Sale: Canada - large selection of mostly MNH stamps from 1982 on. Contact member **George Ray** 359-9296.

For Sale: U.S. Plate # Blocks MNH from 1930 on. Later years Plate # Blocks 15% off face value. Want lists requested for specific plate numbers/positions. Contact member **George Ray** 359-9296.

For Sale: Monogrammed shirts with the Nevada Stamp Study Society logo for \$25. The monogram can also be placed on a shirt you provide for \$15. Right now the shirts are dark blue with white monogram or white shirt with dark blue monogram. Members regularly wear the monogrammed shirt at meetings. Contact member Dave and Susan Gehringer (925) 408-6807 or ds-ginger@sbcglobal.net or. They will need your shirt size and color when ordering. Cropped logo from a shirt is on the right.



Wanted - Covers from "cat mail" used in 1879 in Liege, Belgium. The city commissioned 37 cats to deliver mail to nearby villages. Contact member **Stan Cronwall** email: stlaine@aol.com

Buy and Sell - almost anything philatelic and ephemera. This includes stamps, post cards, FDCs, photos and documents of mining, and also Western interest. Plus selling philatelic supplies. Contact member **Nadiah Beekun** at (775) 762-4905, <http://www.RenoStamps.com> or email: classicnevada@yahoo.com.

Wanted - pre-1950's, picture postcards from Scotland, preferably castles and abbeys. Contact member **Marla Wetterling** (775) 575-1337 or email: opusnrosebud@att.net.

Wanted: U.S. aerogramme: #UC49, and UC52 - must be used and addressed to an overseas address. Also needed is FDC of UC63a. Contact member **John Walter**, email: walter60@gmail.com.

Wanted: Articles for the Post Boy newsletter. Many of the stamp club members purchase auction and consignment lots at meetings. How about a short article on why the item was purchased and a scan of the item. What about your purchases made at the Member Bourse on July 22? Let us know why you bought a certain item. Submit article to editor@renostamp.org

Wanted: Advertisements for philatelic items you may be seeking for your collection or an exhibit. You may be surprised by the items our members may have lurking in their collections. Also wanted are advertisements for items or duplicates you want to sell. Contact the editor (775) 851-7968 or editor@renostamp.org.