

Post Boy



December 2019
Volume 52, Issue 12

MEETINGS 2ND & 4TH SATURDAY OF EACH MONTH AT 10:00 A.M. (9 A.M. FOR GOSSIP & TRADING)
[SILVERADA ESTATES CLUBHOUSE](#) LOCATED AT 2301 ODDIE BLVD., RENO

Officers:

President - Harvey Edwards
president@renostamp.org

Vice President - Gary Atkinson
vp@renostamp.org

Secretary - John Walter
secretary@renostamp.org

Treasurer - Erik Fields
treasurer@renostamp.org

Directors:

George Ray

Paul Glass
membership@renostamp.org

Dave Gehringer
dave@renostamp.org

Howard Kadohiro
director@renostamp.org

Howard Grenzebach
director2@renostamp.org

PB Editor & Webmaster
John Walter
editor@renostamp.org

www.RenoStamp.org
PO Box 2907,
Sparks, NV 89432

INSIDE THIS ISSUE

1. Announcements
2. Post Boy Reporter
3. Christmas/Holiday Party
4. Welcome to Reno
5. Spayed or Sprayed
6. Quiz - Great Britain
7. Pictures No. 23 meeting
8. Volunteer Activities
9. Vassar PO Display & Buy
Want Sell Trade

Announcements

Special club event:

Dec. 14 - Christmas-Holiday Party - The social event of the year will be Saturday afternoon starting at 1 p.m. at the Silverada Estates Clubhouse. Social time starts around noon. Family members are invited. This is a pot-luck meal with the main entree being turkey. The turkey is being cooked by **Bob Wolf** and family. Members are asked to bring pot-luck items, such as, mashed potatoes, gravy, vegetables, Hors D'oeuvres, desserts, etc.

Please bring a beverage (wine is OK), plates and utensils for each individual. There is a gift exchange. If you want to participate, bring a wrapped gift (no more than \$15 value) for each person attending and mark philatelic, male or female. The gifts can be "stolen," after unwrapping, up to three times. Confused? Come and participate in the fun.
More information on page 3.

Next regular club meeting: Jan. 11, 2019 - This is an Auction Day meeting where members can put up to 5 items on the auction table using the [NSSS Auction Sheet](#) with the Minimum Bid. Preceding the auction will be announcements and a raffle.

July 25-26, 2020 - Greater Reno Stamp & Cover Show at the National Bowling Stadium.

John Wetterling wants some pen pals. John and Marla recently moved to Oregon and trying to form a local stamp collecting group. They will meet in the local library with 5 people responding to the first request.

John's address is: 6422 Hilyard Ave, Klamath Falls, OR 97603.

Email: opusnrosebud@centurylink.net


*The editor has a few more articles from **Stan Cronwall** in the queue waiting for publication and a full year of philatelic quizzes. Even though he passed away on oct. 26, his stamp club involvement lives on.*

Post Boy Reporter

November 9 meeting - **James Steckley, Erik Fields and George Ray** arrived early to set up the table and chairs. Erik also started the coffee pot. Attendance was 25 members and one visitor who left after selling some philatelic items and before the meeting started. Refreshments were provided by **Eric Moody**. No raffle today because of the Auction Bucks auction.

Thanks to **Harvey Edwards** who put together a video recognizing the military veterans in the membership.

The Auction Bucks auction was very successful with 75 items (some items were combined) being sold for 96,520 Auction Bucks. Thanks to all the members who contributed items. **Mike Potter** and **Gary Atkinson** were the auctioneers with **Dick Simmonds, George Ray** and **Howard Kadohiro** helping to keep the items flowing in an orderly fashion.



Auction Bucks spread out on the table - some wine in the auction - some old Scott catalogs.



Auctioneer Mike Potter with a framed print



Auctioneer Gary Atkinson with a French wine

November 23 meeting - **Erik Fields, James Steckley and George Ray** arrived early to set up the meeting room. Attendance was 28. Refreshments were provided by **Steve Foster**. The raffle had the usual 10 prizes with the Bonus prize going to **Scott Mathews**. The money raffle of \$16 was won by **Brian Moody**. Meeting pictures on page 8.

The program was presented by **John Walter, Dave Gehringer** and **Erik Fields**. They discussed recent purchases at SACAPEX. **John Walter** showed a few U.S. aerograms addressed to overseas addresses, including a First Flight from New York City to Milan, Italy with the final address in Switzerland. **Dave Gehringer** showed an interesting cover with three Nebraska overprints. **Erik Fields** discussed the fun he had attending the show.

**Christmas/Holiday Party
and Gift Exchange**

**Silverada Estates Clubhouse
2301 Oddie Blvd., Reno**

December 14, 2019

12:00 p.m. - Hors D'oeuvres, pre-meal snacks & conversation

1:00 p.m. - Main meal (turkey entree)

If you want to participate in the gift exchange:

**Bring a wrapped gift (no more than \$15 value) for each person attending.
Tag gift if specifically for female, male, or philatelist.**

Please bring a plate and silverware for each person and your own drink.

Spouses and family members are welcome.

**If you have not signed up to bring a food item,
please call Barbara Stanfield at 825-1350.**

An accurate count for those attending is needed

You may come early (no sooner than 11:00 a.m.) to help with the setup and table decorations.

The Silverada Estates continues to ask for donations of nonperishable food items for distribution to those less fortunate. You can bring the items to the party or meetings throughout the year.



"Welcome to Reno The Best Town in the Country"

by Patrick Crosby

What the hey? I thought Reno was "The Biggest Little City in the World." And at the bottom of the RENO postmark on the address side of this 1912 postcard I see a partial "N" for "NEV.", although the rest of the letters can't be read. But then there's the message on the card, "Big dance down at New Albin last night."


There seems to be only one New Albin in the U.S. and it is at the extreme northeast corner of Iowa, but there is no Reno in Iowa. New Albin was established after a railroad was built through the area and was named for the son of a railroad official. In 1910 the population was 588, so it must have been a very big dance. Today New Albin has a bit over 500 residents, the town being surrounded by agriculture and a wildlife area. Railroad Street runs south to north through town and parallels railroad tracks.

Adjacent to New Albin to the north is the Minnesota state line, and seven miles up the same tracks is the dinky community of Reno. Turns out the "N" for "NEV." in the postmark is an "M" for "MINN."

Reno, Minnesota, is less than a dozen homes in a hilly, forested area near the Mississippi River. There was a post office from 1880 to 1935 (per Jim Forte Postal History). Reno was named for Jesse L. Reno, a Union general during the Civil War. Reno, Nevada, was also named for this honored hero who was known to fight right alongside his men. In 1862 he was mistaken for rebel cavalry and shot and killed by a rookie Union soldier (per Wikipedia).

Pennants on postcards were quite popular and the pennant on the picture side of this card is printed. However, before March 2, 1907 pieces of felt were often attached to postcards as a pennant. But on this date attachments to cards that could injure employees or damage postal equipment were prohibited from the mails. Perhaps it was thought a felt pennant could detach and plug up the works. Two weeks earlier "glitter" had been prohibited on postcards for the same reasons. The word "Reno" was written on this card with a paint pen for a raised effect, this being done instead of the old glue and "glitter" 3D, sparkling effect. So the pennant type cards were adapted to meet the new restrictions and remained popular.

I recently purchased this card for \$1.50. It was a generic card and any druggist or other sellers of postcards could buy a batch and call their town "The Best Town in the Country." I guess it's all a matter of opinion.



Spayed or Sprayed. The Mad Canceler Strikes Again

By Stan Cronwall

You may have become numbed to my periodic rants about our philatelic world and the elements that are doing their level best to kill it.

But, I'm here to let fly another blast against the powers that make our stamp collecting lives a mess.

It's almost as though USPS periodically convenes workshops or uses other means to solicit input from their people on how to make stamps uncollectible once they have been used to frank items passing through the mails.

Witness just a few of their measures:

Using black broad tipped magic markers to strike a line through stamps.



Loading the canceling devices with red ink that bleeds into the stamp(s) and surrounding area if soaked.

Red ink cancels are popular on mail coming from Hawaii. Maybe someone there thinks it is festive and bespeaks of island fun.

And, then closer to home, we have Truckee and Reno using red ink in their cancelers.

Believe it or not, I once had a senior USPS person look me straight in the eye and tell me that they use red because some of their clerks are color-blind and it helps to see whether a stamp has truly been canceled. A bald-faced lie, or as Colonel Sherman T. Potter in the M.A.S.H. TV series would say, "Pony Pucks"

Currently, let's begin with the spray-on "cancels" that have been with us for a few years, but during the last holiday season served to ruin stamps, date cancels and any other collectable philatelic aspect you might have

wanted to salvage from envelopes. Here some examples from one collector to another franked with some older stamps. It's



enough to make you cry.

Wonder how many hard- earned tax dollars went into developing this insidious cancelling devise and having them installed in most if not all Post Offices. You can bet that the person inventing it has a contract lasting into perpetuity that gives he or she and their heirs some kind of stipend.

Maybe the next step is to load them with red ink. Shame on me for even suggesting the idea.

Just in case, you think that the ones above are okay because you can read part of it, try this these:



There are U.S. stamp collectors who specialize in postmarks. Just where in their collections will these abominations fit. Maybe the catch-all shoebox of tear-stained might have been.

Finally, do you suppose that our USPS people are working with other countries sharing the ideas on how to make stamps uncollectible?

Check out this opaque plastic wrapper recently used to send a package from the U. K. The sender was a fellow stamp collector thinking that I might be interested or could somehow use the selection of Great Britain stamps on the parcel.

Wrong – not after the U.K. postal authorities used their “killer” canceler to obliterate the stamps.

It is true that the stamps on the wrapper might be peeled off or otherwise removed.

But, tell me who in their right mind would want any of these in their collection.



Once again, the mad canceler has struck. Mission accomplished. The stamps will be relegated to the circular file.

Stan Cronwall was awarded the first Dreiling Award in August 2019. He passed away in the evening of Oct. 26, a regular stamp club meeting day. He was a very active member of NSSS from the year 2000.

December Quiz - Great Britain

by Stan Cronwall

Over the years, Great Britain has issued some wonderful stamps in conjunction with the Christmas Holidays. This quiz will deal primarily with these stamps, although it may stray away just to keep you and the writer off-balance. To simplify your lives and make the quiz much quicker to answer, just remember when Christmas comes on the calendar and back off a month or two. Rejoice!

1. For whatever reason, the first Great Britain stamp to mark the Christmas season was far removed in years from the nation's initial venture into the world of postage stamps. Just when did Great Britain issue a Christmas stamp for the first time?
a. 1856 b. 1918 c. 1946 d. 1967
2. The Christmas issues of 2004 featured Santa Claus in six different scenes. Which of these Santa Claus scenes was not among those in the set or on the sheet?
a. In front of a fireplace unloading his toy bag b. Walking toward a chimney in snow
c. With a flashlight in the fog
3. The 1968 Christmas set of three stamps featured children with their toys. The Scott catalog shows only two from the set. What was the subject of the third stamp?
a. A boy with toy airplanes b. A boy with a toy steamship c. A boy with a toy train and building blocks
4. Christmas crackers are a tradition for many families. When the tab inside is pulled the cracker makes a "pop" and everyone around the table gets a small prize and a paper hat. Crackers were the central theme for a set of 5 stamps issued for the 1997 season. All featured Santa in some way. Which of these designs were included in the set?
a. Santa riding a giant cracker b. Santa sharing a cracker with two children
c. Santa climbing into a chimney with a sack full of crackers
5. When it comes to the 1977 Christmas theme 12 Days of Christmas, you probably thought all these years that the gift for day four was "4 calling birds". It is actually "4 colly birds". Colly birds are black-birds. Versions of the song have also made these variations part of the verse "canary birds", "colored birds", "ducks quaking", "curly bids", and other spellings of colly. Which stamp shows the "4 colly birds"?
a. Scott 821 b. Scott 822 c. Scott 823 d. Scott 824 e. Scott 825 f. Scott 826
6. In 1994, the set of 5 stamps issued for Christmas had school children portraying scenes from the nativity. How many of the stamps included showing the baby Jesus?
a. 1 scene b. All 5 scenes c. 2 scenes d. 3 scenes e. 4 scenes
7. Having Christmas Trees with actual lighted candles was a tradition in many countries, as well as being a terrible fire hazard. In most homes, the candles were lit briefly, the children called in to see the wonderful sight of the tree and gifts below before the tapers were quickly extinguished. One of the stamps in the set of five for Christmas 1978 shows six people dancing around a Christmas tree. How many candles are shown on the tree?
a. 10 b. 9 c. 8

8. Among my favorite British Christmas stamps is the 1995 set of five featuring a robin in various winter scenes. Which of the following are not included in the set?
- a. Sitting on a snow-covered mailbox with red ribbon
 - b. Sitting on a snow-covered bird feeder on a windowsill
 - c. Sitting on a snow-covered bird bath near an oak tree
9. The November 1979 Christmas set has 5 multi-colored stamps. Which of these subjects are not often seen on Christmas issues?
- a. Joseph and Mary traveling to Bethlehem
 - b. Angel appearing before the shepherds
 - c. Three Kings following star
10. The Christmas set of 5 stamps for 1993 was based on Charles Dicken's "A Christmas Carol". Which of these characters from the book or the film adaptations appear on the stamps?
- a. Tiny Tim & Bob Cratchit
 - b. Scrooge
 - c. Marley
 - d. Mr. Scrooge's Nephew
 - e. Mr. & Mrs. Fezziwig

Bonus Question:

Childhood Memories is the theme of the 1987 set of 5 Christmas stamps. Which of these memories is a part of what you personally recall?

- a. Decorating the tree
- b. Looking out the window on Christmas Eve
- c. Having sweet dreams
- d. Building a snowman
- e. Playing with new toys
- f. Eating Christmas Cookies
- g. Listening for the hoof beats on the roof

The December quiz is worth **110 Auction Bucks**, including the bonus question. Please complete the quiz and give your answers to Betty Mudge at either of the January meetings or email to post-boyquiz@renostamp.org

Nov. Quiz Answers: 1. a 2. a 3. d
4. c 5. b 6. a 7. a 8. d 9. b
10. c Bonus: c

Pictures from the Nov. 23 meeting




Dave Gehringer, above, and **Erik Fields**, on the right, discussing some of their purchases at SACAPEX.



Volunteer Activities

At the end of the year the stamp club recognizes those members who have served the membership in various ways. If you don't see your name on the list, there are things you can do to enhance your club participation. Our president can fit your skills to different club activities. In addition to the officers and directors, here are our extraordinary volunteers:

- Historian – **Dick Dreiling** (member since 1975)
- Archivist - **John Walter** (using the NSSS website)
- Program Chair - **vacant**
- Refreshments Coordinator – **Barbara Stanfield**
- Get Well & Sympathy Cards – **Howard Grenzebach**
- Holiday Party Site – Reservations & Set-up - **George Ray, Barbara Stanfield, Erik Fields**
- Holiday Party - Turkey entree preparation – **Bob Wolf and family**
- Silverada Clubhouse Meeting Place Liaison – **George Ray**
- Donations Chair - **George Ray**
- Sign-In Log & Auction Bucks Accounting/Distribution – **Betty Mudge**
- Post Office and Library Displays:
 - Vassar Post Office – **John Walter** (every two months)
 - Carson City Library – **John Walter & Dave Gehringer**
 - South Valleys Library – **John Walter, Dave Gehringer and Howard Kadohiro**
 - Zephyr Cove - **John Walter & Dave Gehringer**
 - Minden Library – **Dave Gehringer & John Walter**
- Storage Unit – **Mike Potter**
- Auctioneers – **Gary Atkinson and Mike Potter**
- Auctioneer's Assistants – **George Ray and Dick Simmonds**
- Auction accounting - **Erik Fields, Harvey Edwards and John Walter**
- Boy Scout Stamp Collecting Merit Badge Liaison – **Paul Glass**
- Meeting Room setup - **Erik Fields, James Steckley and George Ray**
- Council of Northern CA Philatelic Societies Liaison – **Harvey Edwards**
- Penny Boxes – **Eugene Smoots and Betty Mudge**
- Raffle Coordinator/Operator – **Betty Mudge**
- APS Liaison & Ambassador Membership Program - **Paul Glass**
- Membership Chair - **Paul Glass** Member Database & Directory - **Harvey Edwards**
- Librarian - **Dave Gehringer**
- Webmaster - **John Walter**
- Post Boy Editor - **John Walter**
- Member profile page for the Post Boy – **Dave Parsons**
- Post Boy quiz master – **Stan Cronwall**
- APS Estate Advisory service - **Paul Glass**
- Youth Program - **Dave Gehringer**
- Greater Reno Stamp & Cover Show - **Erik Fields, Dick Dreiling, Harvey Edwards, John Walter, Paul Glass, James Steckley, Mike Potter**
- Summer Picnic - **Mike Potter, George Ray, Barbara Stanfield**



Vassar Post Office display for November & December

The stamp club had a two-frame display at the Vassar Post Office. **John Walter** setup the display the middle of November. The photos are taken at an angle because of severe glare from the overhead lights and the large window facing the display wall. This is the best way to take the pictures.



Buy Want Sell Trade

If you would like to have an advertisement in the Post Boy, please email editor@renostamp.org.

Buy and Sell - almost anything philatelic and ephemera. This includes stamps, post cards, FDCs, photos and documents of mining, and also Western interest. Plus selling philatelic supplies. Contact member **Nadiah Beekun** at (775) 762-4905, <http://www.RenoStamps.com> or email: classicnevada@yahoo.com.

Buying: Stamp Collections Worldwide & United States, Large or Small Estate. Postal History, Post Cards, Ephemera, Stock Certificates, Checks, Old Business Ledgers and Billheads, Mining Lumber, Staging & Express, Pony Express, California Gold Rush. Photographs 1840's - 1920's, California & Nevada Oil Paintings, anything Rare from California or Nevada History... Contact member **Mark Baker** 530-417-1117 or Email Mark@goldrushpaper.com.

Wanted: U.S. aerogramme: #UC49, and UC52 - must be used and addressed to an overseas address. Contact member **John Walter**, email: walter60@gmail.com.

Wanted: Advertisements for philatelic items you may be seeking for your collection or an exhibit. You may be surprised by the items our members may have lurking in their collections. Also wanted are advertisements for items or duplicates you want to sell. Contact the editor (775) 851-7968 or editor@renostamp.org.