

Post Boy

Connecting and supporting stamp collectors, of all ages and interests, in Northern Nevada since 1975



January 2024
Volume 57, Issue 1

In-person & Virtual meetings 2nd & 4th Saturday starting at 10:00 A.M.
Silverada Estates Clubhouse, 2301 Oddie Blvd, Reno ([map](#))

Officers:

President – James Steckley
president@renostamp.org

Vice President – Nadiyah Beekun
vp@renostamp.org

Secretary – Jeanne Paquin
secretary@renostamp.org

Treasurer – Erik Fields
treasurer@renostamp.org

Directors:

Dave Gehringer
dave@renostamp.org

Howard Grenzebach
howardg@renostamp.org

Dave Parsons
davep@renostamp.org

Eric Moody
eric@renostamp.org

John Walter
editor@renostamp.org

PB Editor & Webmaster
John Walter
editor@renostamp.org

<https://renostamp.org/>
PO Box 2907,
Sparks, NV 89432

INSIDE THIS ISSUE

1. Announcements
2. Post Boy Reporter
3. Christmas party pictures
4. First Chatbot for Philately.Live
6. First Commercial Airline 110 Years Ago
8. Quiz – Stamps of the Stans
9. Vassa Post Office Display
10. Arizona National Stamp Show

Announcements

Meetings –

Jan. 13 – In person and online via Zoom meeting starts at 10 a.m. After announcements, committee reports and raffle, there is a live auction. Members can have 5 auction lots, more can be added up to total of 60 lots.

Jan. 27 – In person and online via Zoom meeting starts at 10 a.m. After announcements, committee reports and raffle, the presentation will be “Post Offices of India” by **Harvey Edwards**.

Members can have up to 10 lots on the consignment table. Extra lots may be added as lots are sold.

There is a Board meeting after the general meeting.

Online Auction #32 – All lot descriptions and images are due by noon on January 14. The auction will start at noon Jan. 16 and end at noon on Jan. 25. Email auction lot info to **Dave Parsons**:
NSSSauctions@gmail.com

Greater Reno Stamp & Cover Show, July 29-30, at the National Bowling Stadium. Same venue as last year. Plan now for having an exhibit in the show. Volunteers are also needed for a variety of “chores” to make the show a success. Contact **Erik Fields** to volunteer.

John Walter has all the stamp club pictures from 2023 posted on the club website: <https://renostamp.org/gallery.html>. Multiple pages of pictures for club meetings, stamp show, picnic, Auction Bucks auction, and the Christmas Holiday party.

Arizona National Stamp Show – February 16-18. One of our members, **Tom Reyman**, is helping re-establish a national stamp show in the Phoenix area. All the information is on page 10, courtesy of Tom.


Post Boy Reporter

Dec. 9 Christmas/Holiday party – Erik Fields arrived early to set up the tables and chairs. Barbara Stanfield arrived early to decorate the tables. There were 23 members and family in attendance.

James Steckly brought turkey breasts provided by the club. Kirsten Walter brought the mashed potatoes, rice, and stuffing and gravy. Kirsten also coordinated the sign-up list to make sure the pot luck food was evenly selected. There was enough food for all including hot vegetables, salad, veggie appetizers, chips and, of course several desserts.

Donovan Sehr, our junior member, served as the MC announcing the ticket numbers for the gift exchange. Susie Gehringer had the first number to select a gift and **George Ray** had the last number. Many gifts were “stolen” some a few times.


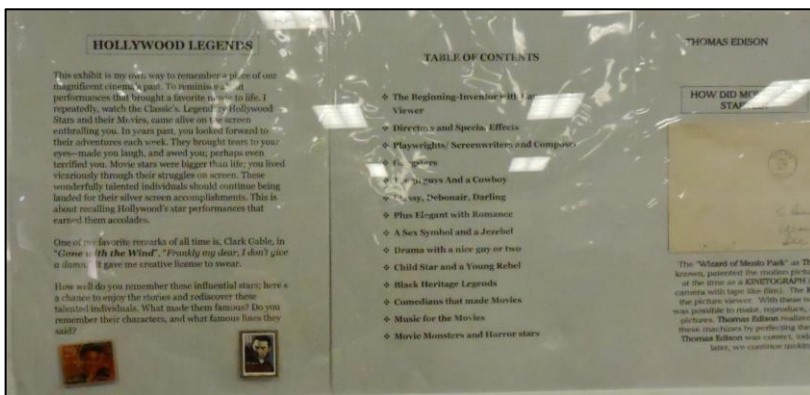
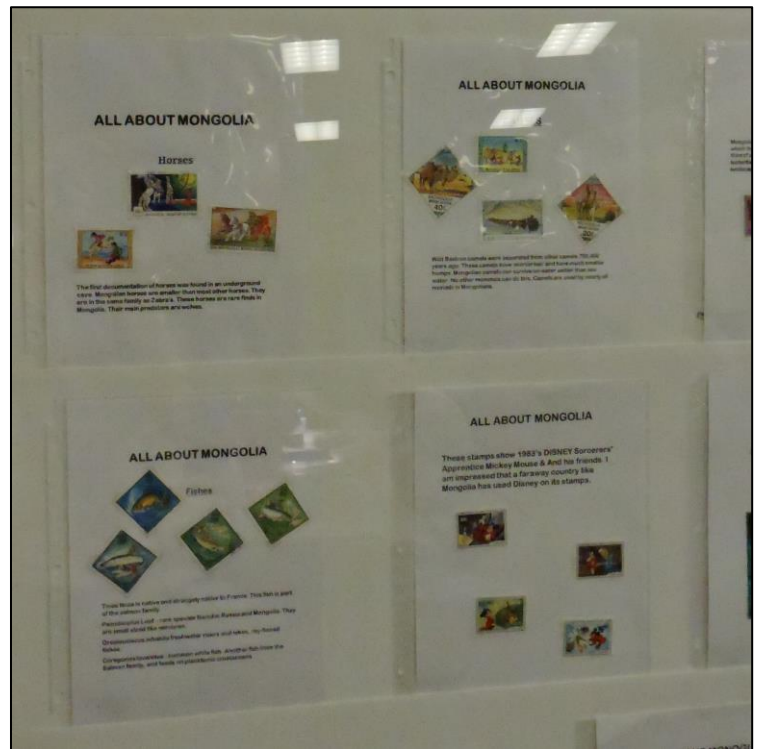
Before the gift exchange started **James Steckley** announced **Jeanne Paquin** and **Donovan Sehr** sent exhibits to PENPX last weekend. They both received awards.



Donovan Sehr

received a Silver Award plus the American Tropical association award – Best Youth Award for his exhibit “All About Mongolia.” Picture of Donovan on the left at the Christmas party.

Jeanne Paquin received a Bronze Award for her exhibit “Legends of Hollywood.”



Christmas Holiday Party Pictures



John Walter with Santa.

**Nadiah Beekun
picking up a gift.**



Gift table and food line starting.



**George Ray had last
ticket and chose to steal
these 2 cover albums
filled with covers.**



L to R: Diane & Mike Del Grosso, Mary (friend of Jeanne's), Jeanne Paquin, Nit & Eric Moody.

First ChatBot for Philately.Live

December 11, 2023 - Durham NC. Philately.Live announces the first ChatBot for Philately. Droege Computing announces tonight the first AI powered assistant. "Phil" as he is known has been trained on content derived from the 2,500 Philatelic web sites that comprise the current Philately.Live ecosystem platform. You can ask it any question. The Bot is found at the lower right when you visit Philately.Live (Phil has an uncanny resemblance to our 16th president - he is fairly well known outside the US as well). Try it out right now but be patient -- this is not like a direct connection to ChatGPT -- it is using the Philatelic.Live data and it may take a minute to respond -- but it will.

We asked it three questions, and this is what it came up with. I think you will agree this is amazing. Remember the bot is trained on the websites contained in the curated ecosystem website, Philately.Live

How can I start collecting stamps?

To start collecting stamps, here are a few steps you can follow:

1. Learn about stamps: Familiarize yourself with the different types of stamps, their history, and the terminology used in stamp collecting. You can find books, online resources, and stamp collecting clubs to help you get started.
2. Decide on a theme or focus: Stamp collecting can be more enjoyable if you choose a specific theme or focus for your collection. It could be based on countries, historical events, animals, or any other topic that interests you.
3. Obtain stamps: Start by acquiring stamps for your collection. You can buy stamps from stamp dealers, online marketplaces, or even from other collectors. You can also ask friends and family to save stamps for you.
4. Organize your collection: Develop a system to organize and store your stamps. You can use stamp albums, stock books, or other specialized tools. Make sure to handle stamps with care to preserve their condition.
5. Research and learn: Continuously expand your knowledge about stamps by reading books, attending stamp shows, and interacting with other collectors. This will help you appreciate the value and significance of different stamps.
6. Join a stamp collecting community: Connect with other stamp collectors through local clubs, online forums, or social media groups. Sharing your passion with others can enhance your collecting experience and provide valuable insights.

Remember, stamp collecting is a personal journey, and there are no strict rules. It's all about exploring, learning, and enjoying the process. Is there anything specific you would like to know about stamp collecting?

I like collecting stamps on cover.

That's great to hear that you enjoy collecting stamps on cover! It's a fascinating aspect of stamp collecting that allows you to appreciate the combination of stamps and postal history. There are several resources and platforms available to help you find and acquire stamps on cover for your collection.

One option is to explore online marketplaces such as eBay. There are reputable sellers like "Select Stamps and Covers" and "Fred Boatwright Stamps and Covers" that specialize in selling stamps and covers for collectors. They offer a wide range of items, including stamps from different countries, first day covers, and commemorative sets. These platforms provide a convenient way to browse and purchase stamps on cover from the comfort of your own home.

Another resource you might find interesting is the blog "Holger's Cover Collection." Run by Holger Kaufhold, this blog showcases postage stamps and covers from over 180 different countries. It features photos and descriptions of stamps and mail sent via registered airmail, including historical covers, commemorative stamps, and special events. It's a great educational resource for exploring global philately.

Additionally, "Cover Collecting" is a comprehensive online platform that offers a wide range of services and resources for stamp collectors. They specialize in first day covers, thematic signed world covers, and postal history. They also provide philatelic accessories such as albums and gifts.

If you're interested in exchanging covers or stamps with other collectors, you might want to check out the blog "Stampsland." The owner of the blog enjoys learning about different cultures through the stamps on covers and offers the opportunity to exchange covers or stamps with them.

Lastly, "My Cool Cover Collection" is a unique collection of postage stamps and souvenir sheets issued by various countries to commemorate the 75th anniversary of the United Nations. It includes beautifully designed stamps and souvenir sheets from countries like Myanmar, Morocco, Singapore, and more.

I hope these resources help you in your quest to collect stamps on cover! Is there anything specific you're looking for or any particular themes or countries you're interested in?

What are the resources for Mexico?

There are several resources available for stamp collectors interested in Mexico. Here are a few options:

1. Coleccionistas Filatélicos Unidos de México (COFUMEX): COFUMEX is a non-profit organization dedicated to promoting philately in Mexico. They share information on upcoming stamp exhibitions and events on their blog and act as a liaison between Mexican philatelists and international exhibitions. You can find more information on their blog at cofumex.blogspot.com.
2. Mexico-Elmhurst Philatelic Society International (MEPSI): MEPSI is a specialized philatelic society focused on the collection and study of Mexican stamps. They offer resources such as a quarterly journal called MEXICANA, a reference library, expert examiners, a circuit book service, and a comprehensive Mexico philatelic library. You can learn more about MEPSI at their website <https://mepsi.org/>.
3. Linn's Stamp News: Linn's Stamp News provides insights and information on stamp-issuing entities around the world, including Mexico. You can find more information on their website at: <https://www.linns.com/>.

These resources should provide you with valuable information and connections to other stamp collectors and organizations in Mexico. Is there anything specific you are looking for or any other way I can assist you in your stamp collecting journey?

Editor: Interesting demonstration using AI in our collecting hobby. Remember when our only choice for searching for information was <https://www.google.com/>. Then came other search engines. Now Artificial Intelligence is taking over – or is it?

<https://philately.live/#>! The first self-sustaining map of the entire worldwide Stamp Collecting Community. A curated "Google for Philately." (from the main website page).

→ You must create your own free account to participate in this new AI powered philatelic site. So far 292 philatelic organizations, 652 stamp dealers and 929 auctions houses are listed. Should our stamp club be listed, our annual stamp show? A subject for discussion at our next few club meetings. Look at the website so you can participate.

First Commercial Airline 110 Years Ago (January 1, 1914) Commemorated on 25th Anniversary

By Tom Reyman

Situated on Tampa Bay in Florida, the cities of St. Petersburg and Tampa are across the bay from each other. Today, there is a bridge that links them allowing vehicles to quickly drive from one city to another. In the early 1900's, there was no bridge and car travel around the bay would have required a long trip on rough, unpaved roads lasting as much as 20 hours. A steamship ride lasted 2 hours and travelling by rail would require at least 4 hours.

In 1913, a local entrepreneur proposed establishing a commercial airline between the cities. His idea was to use a Benoist XIV flying boat, an aircraft produced in St. Louis, to connect the two cities and suggested that the flight would only take about 25 minutes. The Tampa city officials were not interested but the St. Petersburg officials were more receptive and encouraged local investors to fund the project. An aircraft was purchased, arriving in St. Petersburg in December 1913 aboard a train and needed final assembly. This wood and linen flying boat could only seat the pilot and one passenger, had a top speed of 64 miles per hour, and flew just above the water to take advantage of the ground effect to keep the plane aloft. **(Figure 1)** After being assembled and after some test flights, the first flight across the bay was attempted.




Figure 1 – Benoist XIV Flying

On January 1, 1914, the pilot, Tony Jannus, and the former Mayor of St. Petersburg, Abraham Pheil, left St. Petersburg at 10 A.M. to the cheers of an assembled crowd of about 3,000 people. Mr. Pheil purchased the honor of being the first passenger by winning a bidding auction. During the flight, Jannus had to land the plane on the bay to make some adjustments to the engine but was then able to continue the flight to Tampa. The return flight at 11 A.M. went smoothly without a mid-flight stop.

This flight began a commercial enterprise where flight service was offered on a scheduled basis with daily newspaper deliveries to Tampa and regular passenger service. In the first three months of service, the airline carried 1,205 passengers and logged over 7,000 miles of flight. The passenger fee for a flight was \$5 per person (equivalent to over \$130 in current dollars).

To commemorate this important event St. Petersburg issued the subject cover in 1939 on the occasion of the 25th Anniversary of the first flight (**Figure 2**). While other periodic flights in the United States and throughout the world had preceded the 1914 flight, they were not commercial flights. This flight was done under contract with the city of St. Petersburg and flights were accomplished under a regular periodic schedule. Thus, the St. Petersburg Tampa Airboat Line earned the honor worldwide as being the first scheduled, commercial airline using heavier-than-air winged aircraft.



Figure 2 – Commemorative Cover

References:

- <https://www.grunge.com/420404/this-was-the-first-commercial-airline-in-history/>
- <https://www.iata.org/en/about/history/flying-100-years/firstairline-story/>

Tom Reyman is a Nevada Stamp Study Society member whose collecting interests are U.S. FAM covers, general Air Mail covers, Canadian Semi-Official Air Mail stamps and covers, and Cape Breton (Nova Scotia) covers.

January Quiz – Stamps of The Stans

By Eric Moody

A number of countries and regions in central and western Asia carry the suffix “stan” – meaning “home of” or “place of” - in their names. The following questions all relate to these places.

1. Letters mailed from Aktau, a port city on a landlocked sea, would carry the postage stamps of this country.
(a) Turkmenistan (b) Uzbekistan (c) Kazakhstan (d) Kyrgyzstan
2. In 1912 the section of Kurdistan that's located in this country had stamps created for use in areas occupied by armed forces of a former monarch. The country is
(a) Turkey (b) Persia (Iran) (c) Iraq (d) Azerbaijan
3. Rajasthan (Rajastan), as the principal member of a union of states in this country, issued stamps from 1948 to 1950. The country is
(a) Azerbaijan (b) Turkey (c) India (d) Afghanistan
4. Turkmenistan, which produced its first postage stamps in 1992 after becoming an independent state, had been a part of
(a) Turkey (b) India (c) Iran (d) the Soviet Union
5. The first stamp of this country, in 1992, featured a portrait of the 19th century poet Princess Nodira (Nodira).
(a) Uzbekistan (b) Kyrgyzstan (c) Tajikistan (d) Turkmenistan
6. The largest portion of the Baluchistan, or Balochistan, region lies in this country and uses its stamps.
(a) Afghanistan (b) Iran (c) Pakistan (d) India
7. In 1992, both Turkmenistan and this nearby country issued very similar stamps depicting native musical instruments. The second country, whose stamp was #3, is
(a) Kyrgyzstan (b) Tajikistan (c) Kazakhstan (d) Uzbekistan
8. King Mohammed Zahir Shah appeared on numerous stamps of this country during the 1940s-1970s.
(a) Pakistan (b) Kurdistan (c) Kyrgyzstan (d) Afghanistan
9. Lenin Peak is depicted on a 2000 stamp (#155) issued by this former republic of the Soviet Union.
(a) Kazakhstan (b) Kyrgyzstan (c) Uzbekistan (d) Tajikistan
10. This country's first astronaut, Aidyn Aimbetov, appeared on one of its stamps (#761) in 2015. The country is
(a) Pakistan (b) Uzbekistan (c) Kazakhstan (d) Kyrgyzstan
11. Nursultan Nazarbayev, the first president of this newly independent state, was depicted on two of its early stamps (#38, 40) in 1993. He had been elected by the voters of
(a) Kazakhstan (b) Turkmenistan (c) Tajikistan (d) Uzbekistan

12. U.S. President Bill Clinton was featured on a stamp (#32) of this former Soviet republic in 1993.
(a) Tajikistan (b) Afghanistan (c) Uzbekistan (d) Turkmenistan

The January quiz is worth 120 **Auction Bucks**.

Please complete the quiz and give your answers to **Betty Mudge** at the next in-person meeting or email to: postboyquiz@renotamp.org

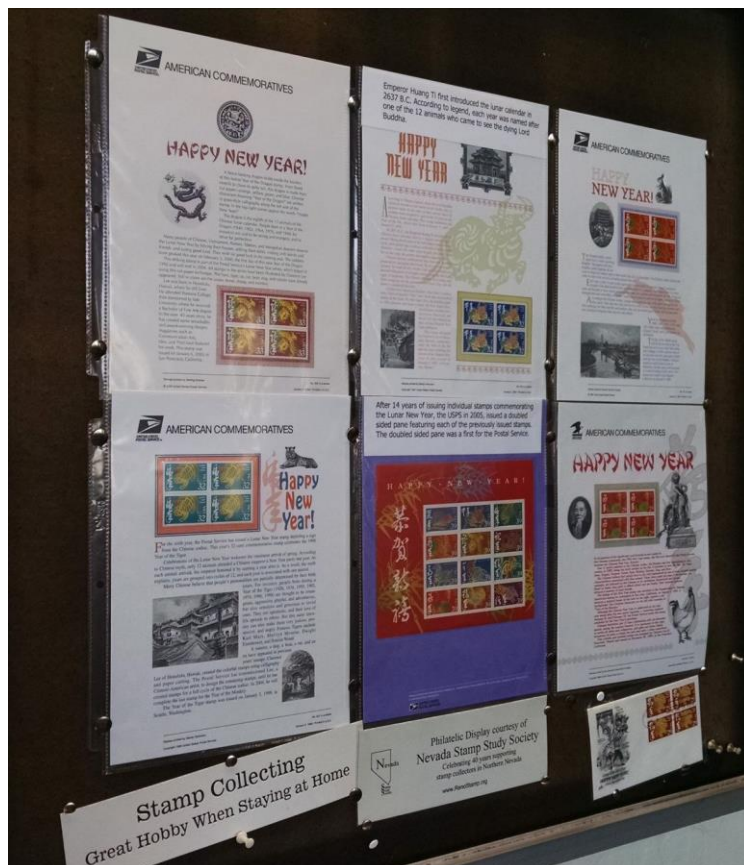
Dec. Quiz Answers: 1. c 2. d 3. b 4. c
5. d 6. a 7. c 8. d 9. c 10. d 11. c
12. b 13. d

Vassar Post Office Display

New philatelic displays were changed at the main Reno post office for the month of January. Of course, we have to recognize and celebrate the new year. On December 30, 1992, the USPS issued its first Chinese New Year stamp, honoring the start of the Year of the Rooster in 1993. This year is the Year of the Dragon and the USPS will issue a forever (68¢) stamp on January 25.

The second display frame recognizes Civil Rights Pioneers and the federal holiday on Jan. 15 to honor the birth of Martin Luther King, Jr. (whose birthday is actually Jan. 16).

John Walter has been setting up the post office displays since 2011, changing material every 4-6 weeks.



A Brand New Stamp Show

ARIZONA NATIONAL STAMP SHOW

FEBRUARY 16-18, 2024

AT HOLIDAY INN, MESA

1600 SOUTH COUNTRY CLUB DRIVE

MESA, ARIZONA 85210

Show times 10 A.m. - 6 p.m. Fri. & Sat
10 A.M. – 4 P.M. Sun.

Presented by

The Phoenix Philatelic Association (PPA)

And

The Mesa Stamp Club

Admission \$1.00 per day, Persons 12 years and younger - Free

More than 20 Philatelic Dealers

Over 50 Exhibit Frames

Classroom Presentations on Philatelic Subjects, including:

- Beginning a Stamp Collection
- Collecting Topical Stamps
- How to Start Exhibiting/Improving your exhibit
- The Many Ways to Collect Stamps or Covers
- The World of Air Mail Collecting

For more information contact:

Show Chairman: Tom Reyman (602) 359 – 4804

Email: AZnationalstampshow@gmail.com