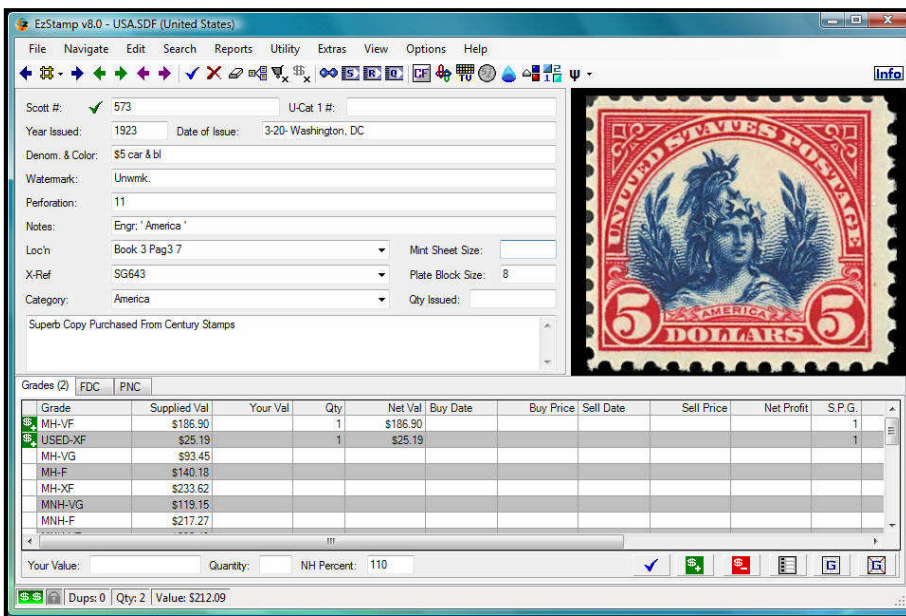


Stamp Collecting Software - Functions and Features

by Dave Parsons

When I resumed stamp collecting 3 years ago, I was looking for a way to inventory a collection. Stamp collecting software appeared to fit the bill. Out of curiosity, when the NSSS members were polled at the 1-23-16 meeting, it appeared no one was using a software program! Nevertheless, with apologies to those who do not use a computer, after looking at various alternatives, the program that seemed to satisfy all requirements was EZStamp, from a company in Canada, which provides values, images, customization, and a slew of countries. The current cost from EZStamp.com is \$55 for U.S. only or \$319 for all 577 countries, or less for specific groups of countries. Initially the need was for an inventory program, however, this software offers many other benefits, mainly search and reporting functions - a brief overview of each function follows.

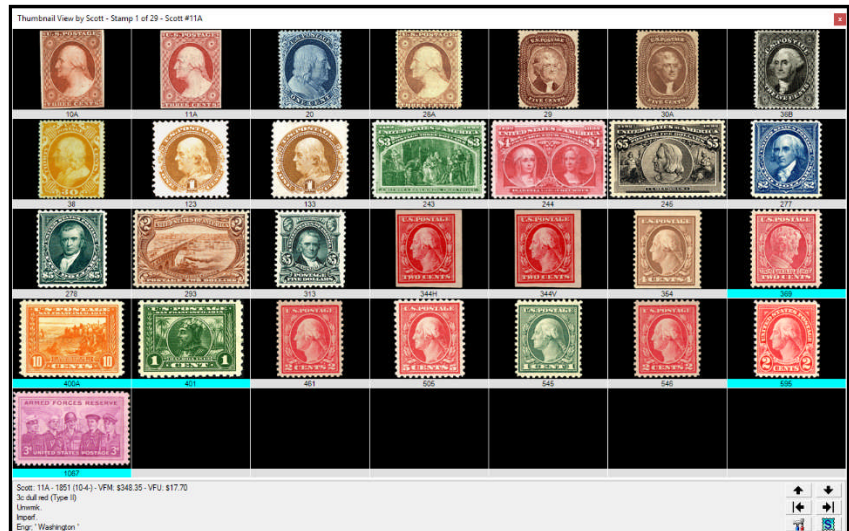
INVENTORY PROGRAM:



The display to the left shows the info provided for each stamp. In addition to an image of the stamp, the record shows the Scott #, date & year of issue, denomination and color, perforation and various descriptive notes. Values are provided for a variety of conditions and configurations. Values are not exactly the same as Scott but are fairly close. Input of ranges or dates of stamps can be done on a bulk basis. Your own images can be inserted. Priority want and sell lists can be generated.

SEARCH FUNCTION:

When you have a stamp and not sure of catalogue number, year, etc., - Search will help you identify it. A search can be conducted by year, denomination, color, watermark, perforation, notes, and keyword. Or, the search will show you all the stamps meeting the specified criteria. A Super feature is the option to show thumbnail views of your selection, such as the display to the right. When highlighting each stamp in the display, a brief description of the stamp is shown.



REPORTS FUNCTION:

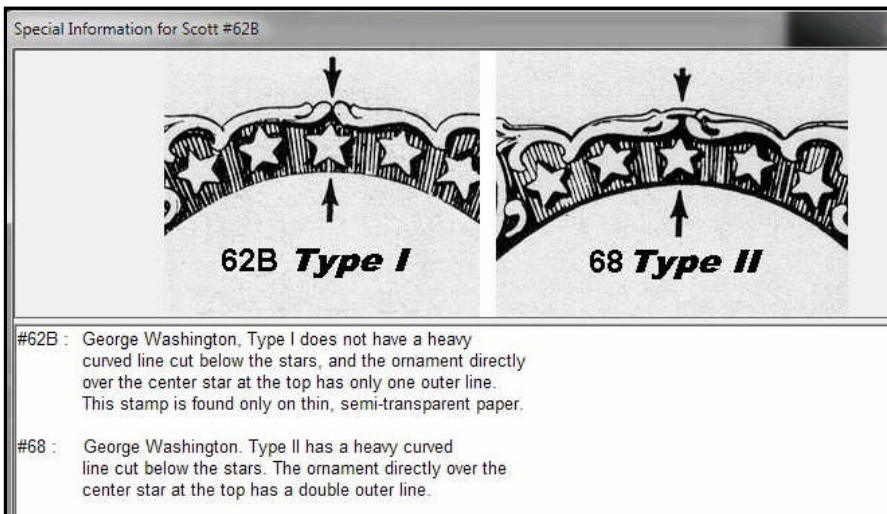
You can select a Want list - (e.g., one can specify range of Scott numbers or year) and the report will include all stamps not in your inventory for that selection.

A very usable report is the Priority Want list which includes all those stamps designated as priority needs. Inventory Reports details, differing formats and areas, of stamps in one's collection.

Or, a Grand Total Report may be run to summarize the values of stamps by country and classification of stamps.

INTEGRATION:

The basic program can be integrated with EZPerf (perforation measuring software), EZGrader, SRS-Stamp recognition software, and WFID-Washington-Franklin Identifier. However, discussion of these other packages will not be addressed at this time.



ADDENDUM:

At the meeting, Nadiah asked if there was any additional information the program provided beyond the snapshot provided for each stamp (as shown in the first display above). By clicking View-Special Information, a window appears with added detail for certain stamps, as is the case of U.S. 62B shown to the left. Not all stamps have this special information included however.

Stamp collecting software may not be appropriate for everyone, but for my collecting style it has become indispensable! This article is not a recommendation for one package over another, but was designed to show what one such package can offer to the collector.

Dave Parsons' collecting interests include U.S. used and BOB, Mint U.S. Commemoratives, Canada, Great Britain, Australia, New Zealand, Switzerland, South Africa and Liberia. He can be reached by email at da.parsons@gmail.com.