

POST BOY


NEXT MEETINGS: Aug. 6 & Aug. 20

Mallory Electric Lunchroom

Carson City.

APS #970

ATA #33275-9



August, 1977 - Vol.III #1.

P.O. BOX 2043

CARSON CITY, NEVADA 89701

Hi! If you weren't there, you missed a wonderful time at our June 18th meeting and Pot Luck Lunch. (See picture below). Frank Delvecchio gave us a wonderful talk and exhibited some of the most beautiful early U.S. documents. (He's promised to return with another program). Frank started with stamp collecting, and got side-tracked by romance of autographs and documents, and their history. Don't miss his next one. (Date later).

STAMP
STUDY
SOCIETY

POT LUCK LUNCH: Handled beautifully by Emma Vilardi, was a huge success! Food was out of this world, both to look at, and to eat. Thanks to the following members who donated food: Bill and Laura Brew, John and Ruby Cassinelli, Catherine and Harold Cole, Julie and Ed Collier, Richard Dodson, Dick and Ruthe Dreiling, Tesa Dreiling, Ralph and Army Duckett, Adeline Fisher, Nelle Hastings, Charlotte Martin, Bernice Randolph, Russ Thayer, Emma and Tony Vilardi, Neal and Wylma White, Larry and Laura Wilhite, and Debbie Young. Each time it gets better and better!



It's too bad the accompanying picture can't be in color, to fully do justice to the lovely cake brought by Catherine Cole. It was delightful. Not only did it have the U.S. flag, the Nevada flag and the Bicentennial flag decorating it, but smaller flags around the tiers, alternating with flags made of all the U.S. Flag Stamps! (In mounts, of course). Once cut, it disappeared in record time! Delicious!

NEW MEMBERS: Welcome! Bill Moore (Reno) collects Japan, Laos, U.N., Russia, Ghana & Great Britain. Rev. Robert (Bob) Lundy, (Reno) collects U.S. Plate Blocks & Foreign. Cindi Smith (Junior) (Reno), and Mel Ray (Reno). We're glad to have you as members, and will hope to see you often.

VISITORS: Army Duckett of Reno, (Ralph's wife). Aubrey & Joe Cupp of Reno, (Father and son). Aubrey collects mint Scouts on Stamps. Joe (Junior) collects used U.S. singles. Dorothy Kosich of Reno collects U.S. & Foreign. Eileen Kruger (Reno Post Office) collects U.S. Angela and Michael Norris of Carson City. Michael collects Space. Cida Porter, formerly of Brazil, now Carson City, attended with her mother-in-law, Bernice Randolph. It was a genuine pleasure to meet each of you, and we hope you'll be back very soon.

RAFFLES: On paper, it looks like a conspiracy, but rest easy, it's all above board! June 18, Dick Dreiling won a nice Stamp Collectors Checklist book and a stock book. July 9, Tesa Dreiling won "The Color Treasury of Stamp Collecting", which was donated by Neal White. New Junior Member Richard Dodson did a fine job of selling raffle tickets! Sales were the biggest ever!! Go get 'em, Richard.

July 9 MEETING: Saw excellent attendance, with a number of old members who hadn't been for a while and quite a few visitors. Our program was an exceptionally fine APS slide program titled "Number Ones of the World". Al Shay turned over to our treasurer, Emma Vilardi, a total of \$23.00, from the now defunct Reno Junior Stamp Club. This amount will be set aside for use for Juniors only. Thank you, Al. GOODIES: Were supplied by Dick Dreiling, who whipped up a delicious banana-walnut cake. NEXT GOODIES: will be brought by Barbara Pitta (August 6). Ruthe Dreiling, Emma Vilardi, and Laura Wilhite brought their award-winning exhibits, which were mounted on boards. Each then told what the Judges had told them about improving the exhibit. We are going to ask everyone who exhibited, to please bring theirs, and give us the Judges critique. It is a good way to find out about what to do, and what not to do for an exhibit.

DONATION AUCTION: Will be held at the August 6 meeting. This will be after installation of Officers. All proceeds will go to the NSSS, and be used for either the NEVPEX '78, or Frame Fund. PLEASE if you've forgotten to send or bring any items, be sure to bring them to the August 6 meeting!! All lots will be sold. This is a good way to help the NSSS toward much needed funds. Lots have been received so far, from: Bill Moore (21 lots), Larry Wilhite (2 lots), Ralph Duckett (1 lot), Doris Bradley (1 lot), and Laura Wilhite (1 lot). That's a total of 27 lots, and we need LOTS MORE LOTS!! Also, BRING MONEY!

QUEEN OF HEARTS EXPO RENO: Was held July 1-4. Thanks to our member, Al Shay, the NSSS had a table. It was quite an experience. The tables were manned by Larry and Laura Wilhite, Dick, Ruthe and Tesa Dreiling, and Emma and Tony Vilardi. We saw quite a few NSSS members, among them was one member who is not able to attend meetings, but does support the NSSS. It was a pleasure to meet Winifred Herbert, of Reno. In the four days we were there, we talked to over 300 people. Many were surprised to know there was a stamp club in the area at all. We have had a few visitors to the NSSS, as a result, and are hoping for more. Also had some new members. This, of course was the purpose of having the table, and it seems to be paying off handsomely. We're grateful to Clem Wodjak, and his lovely wife who were so nice to all of us. Clem is the man of Queen of Hearts Expos. (We've been invited back next year, and will be taking some of our exhibits). It will be held at the new MGM Grand. (Date later).

SPECIAL THANKS: To Jim Conner and his mother, who let Jim use her car, to take Laura to the Queen of Hearts Expo. Jim and his buddy, Larry, loaded and unloaded the car, and helped set up the tables. It was very much appreciated, especially since he was asked at the very last minute!

JUNIOR MEMBERS ATTENTION: Your editor has asked the adults for articles for the Post Boy. Now it's your turn, and I hope to get much better response! Will you please write an article for the Post Boy??? It can be about any phase of stamp collecting that interests you. The only requirement is that it be legible. If you have access to a typewriter, so much the better, but it's not absolutely necessary. A full page is preferable, but if you can only fill $\frac{1}{2}$ a page, don't let that stop you...we'll take it. C'mon now, get busy!!!!!!

FRAME FUND: Is really growing. We now have 28 frames, with the newest donations by John and Ruby Cassinelli (1) and Nora Jolley (1). Every donation helps! The sooner we can attain our goal of 100, the sooner we can invite outsiders to exhibit at our Exhibitions. Our target date is NEVPEX '79. We'll have to know well in advance, though, in order to get the frames made up, and advertise that our Exhibitions are open to others. So, if you've been putting it off, DO IT NOW!! Thanks.

NEVPEX '78 WORKSHOP: Would you be interested?? We'll set some up, if you are. There will be a form in the next Post Boy.

FREE AD: Why not take advantage of this? As you'll see below, Ed Collier did. Just hand or mail it to Laura.

See you at the meeting!

*****ADVERTISEMENTS*****

WANTED: One Gold Seal cacheted cover from 1976 NSSS Show. Will buy or trade. Ed Collier.

NOW TAKING
ORDERS!

How To Prepare Stamp Exhibits

By C. E. Foster
Accredited Judge

Please send me the book(s) marked, for which payment is enclosed.

This book is a must for all who exhibit.

ORDER NOW.

CWO Please.

✓ INDICATE BOOK WANTED

- Library \$21.00
- MEMBERS 15.75
- Plastic 12.00
- MEMBERS 9.45
- Paperback 10.50
- MEMB. 7.85
- Unbound 9.00
- MEMB. 6.75

AMOUNT DUE _____

Name.....
Please Print or Type

Address.....


City..... State..... Zip.....

THE STAMP CELLAR

P.O. Box 2043

Carson City, Nevada 89701

HAPPY SEPTEMBER BIRTHDAY TO: Cindi Smith, our newest Junior member. Have a VERY HAPPY, Cindi, and many more.



AND



QUESTION??

ANSWER!!

1. Q. Please explain what is meant by the "Trucial States", and the stamps issued by them?

A. The Trucial States are comprised of seven Arab sheikdoms on the Gulf of Persia and the Gulf of Oman. They include, Abu Dhabi, Ajman, Dubai, Fujiera, Ras al Khaima, Sharjah and Dependencies, and Umm al Kiwain. They were under British protection from 1892-1971. Trucial States stamps went on sale in January, 1961, but were declared invalid for postal use from September 30, 1963 on. On the first of January, 1967, postal administration responsibility was transferred to Sheik Zaid of Abu Dhabi, by the British authorities. In 1971, after the British withdrew from the Gulf area, and terminated their treaty with the Trucial States, the seven sheikdoms formed the United Arab Emirates.

Many emerging, independent nations make use of outside philatelic agencies. design, production and distribution is left entirely to an agent, who has not the good of the country, or the collector in mind. These agents control all phases of a nation's stamps. They often issue far more stamps than the country's volume of mail justify, along with long sets, which contain very high face values, which are totally unnecessary. Commemorative stamps are issued with total disregard for the relevancy of the event to the country. Another practice of unscrupulous agents is to issue limited editions of issues, in changed colors - or imperforate, too many souvenir or miniature sheets, and in many instances very few (sometimes none) of these stamps even reach the country whose name they bear. Canceled to order stamps are put on sale at a fraction of the face value. The major portion of the printing is handled and distributed by the agency, and they are never even seen by the residents of these countries. The countries so manipulated, all from the emerging nations of Africa, the Trucial States, and countries such as Afghanistan and Bhutan.

2. Q. What are three of the most commonly used references for stamp information?

A. The most widely used is "Scott's Standard Postage Stamp Catalogue". Published in five volumes, it lists stamps of the entire world, along with many of the major varieties. One is a specialized catalogue of the United States and Possessions. The other four volumes contain the rest of the world. Another fine reference is "Minkus World Wide Catalogue", published in three volumes, with one volume being U.S. Specialized. These will give the collector a good starting point for reference, and for further information, philatelic publications should be consulted.

2. Q. (cont'd.) Philatelic publications such as those put out by the American Philatelic Society, The American Topical Association, and other philatelic organizations such as the Society of Philatelic Americans, along with the philatelic newspapers, such as Stamp Collector, Linn's, Stamps Magazine and Mekeels will give you invaluable information. Then there are the publications strictly for the specialist, such as the International Society for Japanese Philately's publication "Japanese Philately", and many others. There are reference materials on practically every country, both in English and the language of the countries.

3. Q. How many pages or frames should you enter in an exhibit?

A. The number of pages or frames is generally determined by the club putting the exhibit on. This will be established by the number of pages a frame will hold, and how many frames the host club can make available. In shows on a local level, the minimum may be three frames, and the maximum may be ten or twelve. For the NEVPEX show, so far, the minimum number of pages has been twelve, with no maximum limit. Exhibit hall space is also a factor.

4. Q. Can you exhibit the same exhibit each year?

A. Yes, provided it is changed, or added to in some way. This applies to exhibiting in the same show again. If it is to be exhibited in another show, you may do so without changes for the first time only.

5. Q. Do you have to put a border on your exhibit pages and frame your stamps?

A. There is no hard and fast rule that says you must frame your stamps and border your pages. Usually a bordered page looks a little better, provided it isn't overdone. There are many ways of bordering pages besides using lines, which will tie in well with the stamps being exhibited. Framing stamps is another way of "setting them off", just as you would do a painting. Again, don't overdo.

Thanks for the questions.....Keep them coming!!!

"THE PONY EXPRESS IN NEVADA" is an excellent book published by Harrah's, in commemoration of our nation's Bicentennial. Written by Dorothy Mason, of the BLM's Carson City district office, it traces the trail of the Pony Express in Nevada, which is now permanently marked. Chapters treat General History, Specific History by Site, Other Points of Interest, and Early Events in Nevada which deals with stories and legends surrounding riders and stations. The last chapter, "Before the Pony Express", is devoted to pre-Pony Express history and routes. The back cover folds out, with a map and a complete listing of all stations. This is a book every Nevadan and those interested in Nevada history, (postal or otherwise) should own. Paper bound. \$2.00
Bureau of Land Management Office/ 1050 E. Williams/ C.C. NV. 89701.

EXHIBITING

Does it sound too scary? Too much work? Don't know where to start? Maybe this will answer a few questions. It's really fun, when you get right down to researching and working on an exhibit.

First, decide what you want to exhibit, and how you want to present it. Next, make your list of necessary stamps and start accumulating them. Plan the number of pages in your exhibit, and decide on the type of pages you intend to use. Buy what you need, plus some extras, in case of having to re-do any.

Now you're ready to start your research. Use every possible source. Not only philatelic, but anything remotely connected with your particular subject. Libraries, museums, newspapers, philatelic publications, historical societies, travel guides, and commercial and trade publications.

Start with the catalogue. BUT use it only as a starting point. (Judges are well aware of the contents of catalogues, and you need much more than that.). Next, go to your library. If you're lucky, (like we in Carson City), your librarians will be happy to get reference information for you through Inter-Library Loan, if they don't already have it. Of course, you'll need book titles, author, and if possible, date of publication. Much of this type of information can be gained through book bibliographies. Another good bibliography source is the Encyclopaedia. Don't overlook anything.

There are a number of ways to correlate your information. Get a small three-ring binder, and use a page, or half-page for each stamp. Jot down any and all information pertaining to your subject. (Some of it you won't use, but that can be weeded out later). Another method is to use a card file, keeping one card for each stamp. You can work out your own most comfortable method.

With all your research finished (is it ever?) assemble your information, then weed out every bit of extraneous matter. Now, where to go?

As suggested in a number of publications, I like to write the Title page first, then plan the final page, and do the body of the exhibit last.

Now dummies. No, that's not a personal comment. It merely means to "dummy up" pages, before attempting to touch an exhibit page. This is a little extra work, but it pays off in the long run. Buy a package of cheap typing paper, lay out your stamps, draw the frames around them and plan your typing or printing on these pages. This will give you the general appearance of the finished page. At the same time, keep in mind, the adjacent

pages. You will be looking at each page as a unit, as well as the "overall" effect. A good test is to lay your pages out in sequence, as you go along, on a large table, or the floor. Do, and redo these dummies until you have what you want in a finished exhibit page. If typing or lettering doesn't come up to your expectations, just redo that portion. Perhaps you don't like the positioning of the stamps. Frames can easily be re-drawn and moved on dummies. But, if you're working on your final pages, you'll waste time and pages. Check for spelling and typing errors, and note all necessary corrections. Now, you are ready for your exhibit pages.

Always keep in mind the following: MAKE IT CLEAR - MAKE IT CONCISE - MAKE IT COMPLETE - MAKE IT CORRECT.

There are many good books on preparing stamp exhibits. My own particular preference is "How to Prepare Stamp Exhibits" by C.E. Foster. It can be obtained from your stamp dealer, and is very reasonable. It can be purchased in a number of ways. There is a bound library edition - \$21.00, plastic spiral spine - \$12.00, paperback - \$10.50, and unbound - \$9.00.

If you're really interested in exhibiting, this book is a must. It covers every phase of exhibiting in great detail. There are 18 chapters. A few of the subjects covered are: Planning, Tools Needed, Pages, Layout, Lettering, Illustrating, Typing, How to Mount, Framing, What Constitutes a Good Exhibit, Developing a Story, and much much more. This is a book which will be of great value to you for years to come. (It's my bible)!

+++++
SPECIAL ANNOUNCEMENT!!!

BE SURE TO ATTEND AUGUST 6 MEETING: It's the NSSS' second Birthday. After Installation of Officers, there will be an Anniversary Party. Lots of good goodies. Bring your spouse, or one guest, if you wish. Call Ruthe Dreiling for information on what to bring in the way of refreshments. 359-2030, after six p.m. Come on, and just have fun! Bring traders.

+++++

TONY AMARAL: Paid the NSSS a surprise visit, on July 23. Tony will be in town a short time, but we're hoping we'll see you at the August 6 Anniversary Party. How about it Tony? It was very good to see you.


+++++

ELECTION RESULTS: Your 1977-78 officers are: President-Secretary, Laura Wilhite. Vice-President-Treasurer, Emma Vilardi. Junior Board Member, Jim Conner. Congratulations to all.

+++++

NSSS A TV STAR: Yes, it's true! Dorothy Kosich, of KTVN Channel 2, attended our meeting July 9, with lights and camera. While the meeting was in progress, Dorothy was busy filming. The finished product was a wonderful program, shown on the "Six-Thirty News", the following Tuesday, July 12. Dorothy is a collector, and promised to attend more of our meetings. How about it, Dorothy? The NSSS is grateful for the program, but we'd also like to see just plain "Dorothy Kosich" back again.


NEW TOPICAL TIME HANDBOOK #89: This is a reprint of the 1967-68 Topical Time, containing much valuable information. There are checklists and background information on many subjects, among them: the U.S. Frigate Constitution, Japanese Dance, Pharmacy, Thurn and Taxis, New Year, Religious Architecture, Duke Charles of Orleans, Leprosy, Fossils, Fire Fighting, Famous Men of Estonia, Latvia, and Lithuania, Esperanto, Mushrooms, the Jews in Czechoslovakia, the Reformation, Francis the First, New Zealand's Lake Wakapitu, Leonardo Da Vinci, Dams, the First Salute at Stasia, Caps and Gowns, Blast Furnace, Women, Polish Americans, U.N. History, and the ATA's definition of Topicals. Scott numbers are used throughout, and the articles are well written and researched. It's packed with ideas as well as information. \$4.00. Published by: The American Topical Association/ 3306 North 50th St./ Milwaukee, WI. 53216. Or see Laura at the meeting about ordering. This handbook was compiled by John Henry Richter.



NEW WILD TURKEY STAMP: The 1977 stamp is the second in a series released by the National Wild Turkey Federation. It is purchased, voluntarily, by wild turkey hunters, philatelists, collectors, and conservationists. The proceeds will be used for education, restoration, and the lease or purchase wild turkey habitat under an unique Wild Turkey Trust Fund, administered by the 30,000 member organization. This year's stamp features a dramatic painting of a pair of eastern wild turkeys. It is by the noted artist, Charles Ripper, whose design won, at the recently held Federation National Convention. There is a

limited printing of 50,000. In addition, signed and numbered prints (6 1/2" x 9") will be offered through reputable art dealers. Executive Vice President Tom Rodgers advises that a limited supply of the 1976 stamps are still available. All donations are tax-deductible. Stamps are \$3.00 each, and may be ordered from: Wild Turkey Stamps/ Edgefield, S.C. 29824.

NEW ISSUES

Austria: Hochsalzburg Fortress. Value: S7.50

REPUBLIK ÖSTERREICH

First day of issue: May 18, 1977. First day of general sale: June 3, 1977. Stamp size: 27.5mm x 32.8mm. Vignette size: 23.5 x 28.8mm. Colors: Photogravure: lilac purple, Engraving: dk. reddish lilac. White paper. Perf: comb - 13 3/4 x 13. Designer: Prof. Otto Zeiller. Engraver: Werner Pfeiler. Printer: Austrian State Printing Works. Number printed: as needed - 100 to a sheet.

International Symposium of the Coronelli Friends Around the Globe. (Scientists).


Value: S3. First Day of issue: June 17, 1977. First day of general sale: June 29, 1977. Stamp size: 35 x 35mm. Vignette size: 31 x 31 mm. Colors: photogravure: gray brown, engraving: black brown. White paper. Perf: comb, 13 3/4 x 13 3/4. Designer: Otto Steffrl. Engraver: Werner Pfeiler. Printer: Austrian State Printing Works. Number printed: 3,200,000 in sheets of 100.



Zeiller. Printer: Austrian State Printing Works. Number printed: 3,000,000 in sheets of 50.

Rapid River Canoe World Championships, 1977. First day of issue: June 29, 1977. First day of general sale; July 15, 1977. Value: S4. Stamp Size: 29.6 x 38.5mm. Vignette size: 25.6 x 34.5mm. Colors: orange red, blue-green, dark gray blue, and gold. White paper. Perf: comb, 14 1/2 x 13 1/2. Designer: Prof. Otto

France: Charles Lindbergh - 50th Anniversary of His North Atlantic Flight.




Value: 1.90F. First day of issue: June 4, 1977. First day of general sale: June 6, 1977. Stamp size: 48 x 27mm. Colors: blue-black, blue-green and olive. Perf: 13. Designed and copper-plate engraved by: Pierre Forget. 25 stamps per sheet.

500th Anniversary of the Rejoining of Bourgogne to France. Value: 1.25F. First day of issue: July 2, 1977. First day of general sale: July 4, 1977. Stamp size: 22 x 36mm. Colors: greeish black and bistre. Perf: 13. Designed and copper-plate engraved by: Michel Monvoisin. 50 stamps per sheet.



NEW ISSUES: JAPAN: 100th Anniversary of Japan's Admission to the U.P.U. Value: 50Y, 100Y.



First day of issue: June 20, 1977. Stamp size: 25 x 35mm. Colors: 50Y: dark red, rust, violet blue. 100Y: yellow, red, gold, rust, violet red. Small sheets (100Y): yellow red, gold, dark red, rust, violet blue. (2 x 5 stamps). Design-


ners: 50Y: Matsatoshi Hioki, 100Y: Motoharu Morita. Printing process: Photogravure. Initial printing: 50Y: 30,000,000. 100Y: 15,000,000. Small sheets: 8,000,000.

Fourth National Treasure Series:

Value: 50Y, 100Y. First day of issue: June 27, 1977. Stamp sizes: 50Y: 27 x 48mm. 100Y: 48 x 33. Colors: 50Y: light purple, brown, light blue, red, bright purple, grayish black. 100Y: grayish red brown, brownish black, brownish gray. Design composition: 50Y: Saburo



Watanabe. 100Y: Shoji Okamura. Printing process: photogravure. Engraving: 100Y: Shoji Okamura. Initial printing: 50Y: 34,000,000. 100Y: 28,000,000.



National Safety Week

Values: 50Y each.

First day of issue: July 1, 1977. Stamp sizes: 22.5 x 18.5mm. Colors: six. Printing process: photogravure. Designer: Mat-

satoshi Hioki. Initial printing: 80,000,000.

Fourth Nature Conservation Series.

Value: 50Y. (*Luciola cruciata*). First day of issue: July 22, 1977. Stamp size: 35.5 x 25.0mm. Colors: yellow, grayish black, blue, reddish orange. Printing process: gravure - monochrome intaglio. Sheet composition: 20 (4 x 5). Designer: Masaru Kimura. Initial Printing: 30,000,000.

